

Motocros - MX Vidreres

CLASSIQUES

Circuit de Vi 2,000 km

Classificació Final

Pos.	Núm.	Pilot	Llicència	R1.	R2.	Total Punts
1	14	Villemur, Patrick	15cp404580-	25	20	45
2	1	Vattier, Tony	12ct07261-	13	25	38
3	8	Terras, Serge	092262004692-	20	16	36
4	7	Federic Champagne	0606591004825-	16	13	29
5	111	Coll Porta, Sergi	458-B	11	11	22
6	165	Lacan, Patrick	1001811027328-	9	10	19
7	80	Brutau Xarrie, Oriol	447-B	10	9	19
8	75	Oliveras, Imma	877015-B	8	8	16
9	17	Bruch Ambros, Josep	138412 B	6	7	13
10	65	Coma Salvans, Ricard	1287-B/138458-B	7	5	12
11	25	Plantivaux, Bruno	0505812004041-	5	6	11
12	55	Brualla, Michel	0210811006698-	2	4	6
13	67	Blanco Casellas, Joan	1356-B	3	3	6
14	50	Puig Campà, Jordi	1579-B-	4	2	6
15	177	Stradella, Alain	9806581001073-	1	1	2
NT	81	Llop Serra, Jaume	40875455-Q	0	--	0
EX	57	Oliveras, Joan	1645-B	0	0	0

Motocros - MX Vidreres

classificat per voltes

CLASSIQUES

Circuit de Vi 2,000 km

Carrera 1

25/11/2018 11:37

Cursa (15:00 i 2 Voltes) started at 12:11:29

Pos.	Núm.	Pilot	Voltes	Total Ts	Dif	Millor Tm	Categoria	Punts
1	14	Villemur, Patrick	10	19:15.806		1:43.036	Clàssiques	25
2	8	Terras, Serge	10	19:20.705	4.899	1:44.197	Clàssiques	20
3	7	Federic Champagne	10	19:26.517	10.711	1:45.037	Clàssiques	16
4	1	Vattier, Tony	10	19:35.133	19.327	1:45.270	Clàssiques	13
5	111	Coll Porta, Sergi	10	19:47.998	32.192	1:47.136	Clàssiques	11
6	80	Brutau Xarrie, Oriol	10	20:05.301	49.495	1:46.850	Clàssiques	10
7	165	Lacan, Patrick	10	20:07.441	51.635	1:47.698	Clàssiques	9
8	75	Oliveras, Imma	10	20:21.126	1:05.320	1:49.234	Clàssiques	8
9	65	Coma Salvans, Ricard	10	20:35.217	1:19.411	1:49.551	Clàssiques	7
10	17	Bruch Ambros, Josep	10	20:36.595	1:20.789	1:49.418	Clàssiques	6
11	25	Plantivaux, Bruno	9	19:17.391	1 Volta	1:54.433	Clàssiques	5
12	50	Puig Campà, Jordi	9	19:45.873	1 Volta	1:54.700	Clàssiques	4
13	67	Blanco Casellas, Joan	9	20:06.566	1 Volta	1:59.711	Clàssiques	3
14	55	Brualla, Michel	9	20:47.529	1 Volta	1:56.001	Clàssiques	2
15	177	Stradella, Alain	8	21:01.261	2 Voltes	2:16.060	Clàssiques	1

No classificat

NT	81	Llop Serra, Jaume	2	5:22.428	NT	1:47.149	Clàssiques	0
EX	57	Oliveras, Joan	8	19:48.872	EX	2:00.419	Clàssiques	0

Marge de victòria	Velocitat mitja	Millor temps de volta	Millor vel.	Millor volta per
4.899	62,294	1:43.036	69,878	14 - Villemur, Patrick

Cap de cronometratge / Director de Cursa / President del Jurat

Orbits

Motocros - MX Vidreres

Volta a volta

CLASSIQUES

Circuit de Vi 2,000 km

Carrera 1

25/11/2018 11:37

Cursa (15:00 i 2 Voltes) started at 12:11:29

Competidors	Voltes											
	0	1	2	3	4	5	6	7	8	9	10	
Villemur, Patrick (14)	1	14	14	14	14	14	14	14	14	14	14	14
Terras, Serge (8)	2	8	8	8	8	8	8	8	8	8	8	8
Coll Porta, Sergi (111)	3	111	7	7	7	7	7	7	7	7	7	7
Federic Champagne (7)	4	7	111	111	1	1	1	1	1	1	1	1
Oliveras, Imma (75)	5	75	1	1	111	111	111	111	111	111	111	111
Llop Serra, Jaume (81)	6	81	81	81	75	80	80	80	80	80	80	80
Coma Salvans, Ricard (65)	7	65	75	75	80	75	165	165	165	165	165	165
Vattier, Tony (1)	8	1	65	65	165	165	75	75	75	75	75	75
Plantivaux, Bruno (25)	9	25	80	80	65	65	65	65	65	65	65	65
Brutau Xarrie, Oriol (80)	10	80	165	165	17	17	17	17	17	17	17	17
Bruch Ambros, Josep (17)	11	17	25	17	25	25	25	25	25	25	25	25
Lacan, Patrick (165)	12	165	17	25	50	50	50	50	50	50	50	50
Blanco Casellas, Joan (67)	13	67	50	50	67	67	67	67	67	67	67	67
Puig Campà, Jordi (50)	14	50	67	67	57	57	55	55	55	55	55	55
Oliveras, Joan (57)	15	57	57	177	55	55	57	57	57	57	57	57
Stradella, Alain (177)	16	177	177	57	177	177	177	177	177	177	177	177
Brualla, Michel (55)	17	55	55	55								

Motocros - MX Vidreres

CLASSIQUES

Circuit de Vi 2,000 km

Carrera 1

25/11/2018 11:37

Cursa (15:00 i 2 Voltes) started at 12:11:29

Lap	Lap Tm	Diff	Time of Day
(14) Villemur, Patrick			
1	1:43.036		12:14:51.311
2	1:43.819	+0.783	12:16:35.130
3	1:44.522	+1.486	12:18:19.652
4	1:45.578	+2.542	12:20:05.230
5	1:44.931	+1.895	12:21:50.161
6	1:45.067	+2.031	12:23:35.228
7	1:45.919	+2.883	12:25:21.147
8	1:47.632	+4.596	12:27:08.779
9	1:51.611	+8.575	12:29:00.390
10	1:45.356	+2.320	12:30:45.746

Lap	Lap Tm	Diff	Time of Day
(8) Terras, Serge			
1	1:44.197		12:14:53.144
2	1:45.177	+0.980	12:16:38.321
3	1:44.775	+0.578	12:18:23.096
4	1:45.309	+1.112	12:20:08.405
5	1:45.967	+1.770	12:21:54.372
6	1:45.588	+1.391	12:23:39.960
7	1:47.732	+3.535	12:25:27.692
8	1:47.225	+3.028	12:27:14.917
9	1:47.497	+3.300	12:29:02.414
10	1:48.231	+4.034	12:30:50.645

Lap	Lap Tm	Diff	Time of Day
(7) Federic Champagne			
1	1:45.052	+0.015	12:15:00.216
2	1:45.451	+0.414	12:16:45.667
3	1:45.037		12:18:30.704
4	1:46.174	+1.137	12:20:16.878
5	1:46.606	+1.569	12:22:03.484
6	1:45.935	+0.898	12:23:49.419
7	1:45.971	+0.934	12:25:35.390
8	1:47.398	+2.361	12:27:22.788
9	1:46.071	+1.034	12:29:08.859
10	1:47.598	+2.561	12:30:56.457

Lap	Lap Tm	Diff	Time of Day
(1) Vattier, Tony			
1	1:45.698	+0.428	12:15:04.286
2	1:46.286	+1.016	12:16:50.572
3	1:45.270		12:18:35.842
4	1:47.345	+2.075	12:20:23.187
5	1:46.346	+1.076	12:22:09.533
6	1:46.317	+1.047	12:23:55.850
7	1:46.503	+1.233	12:25:42.353
8	1:46.710	+1.440	12:27:29.063
9	1:46.474	+1.204	12:29:15.537
10	1:49.536	+4.266	12:31:05.073

Lap	Lap Tm	Diff	Time of Day
(111) Coll Porta, Sergi			
1	1:48.235	+1.099	12:15:02.552
2	1:47.223	+0.087	12:16:49.775
3	1:47.136		12:18:36.911
4	1:48.742	+1.606	12:20:25.653
5	1:48.941	+1.805	12:22:14.594
6	1:48.502	+1.366	12:24:03.096
7	1:48.352	+1.216	12:25:51.448
8	1:47.569	+0.433	12:27:39.017
9	1:47.484	+0.348	12:29:26.501
10	1:51.437	+4.301	12:31:17.938

Lap	Lap Tm	Diff	Time of Day
(80) Brutau Xarrie, Oriol			
1	1:49.264	+2.414	12:15:10.275
2	1:48.890	+2.040	12:16:59.165
3	1:48.803	+1.953	12:18:47.968
4	1:49.133	+2.283	12:20:37.101

Lap	Lap Tm	Diff	Time of Day
5	1:49.040	+2.190	12:22:26.141
6	1:48.774	+1.924	12:24:14.915
7	1:46.850		12:26:01.765
8	1:49.346	+2.496	12:27:51.111
9	1:49.974	+3.124	12:29:41.085
10	1:54.156	+7.306	12:31:35.241

Lap	Lap Tm	Diff	Time of Day
(165) Lacan, Patrick			
1	1:49.292	+1.594	12:15:11.737
2	1:48.042	+0.344	12:16:59.779
3	1:49.163	+1.465	12:18:48.942
4	1:50.690	+2.992	12:20:39.632
5	1:50.657	+2.959	12:22:30.289
6	1:47.698		12:24:17.987
7	1:48.751	+1.053	12:26:06.738
8	1:49.733	+2.035	12:27:56.471
9	1:49.643	+1.945	12:29:46.114
10	1:51.267	+3.569	12:31:37.381

Lap	Lap Tm	Diff	Time of Day
(75) Oliveras, Imma			
1	1:50.591	+1.357	12:15:06.638
2	1:49.234		12:16:55.872
3	1:50.080	+0.846	12:18:45.952
4	1:52.742	+3.508	12:20:38.694
5	1:51.965	+2.731	12:22:30.659
6	1:50.339	+1.105	12:24:20.998
7	1:51.072	+1.838	12:26:12.070
8	1:53.975	+4.741	12:28:06.045
9	1:52.532	+3.298	12:29:58.577
10	1:52.489	+3.255	12:31:51.066

Lap	Lap Tm	Diff	Time of Day
(65) Coma Salvans, Ricard			
1	1:50.714	+1.163	12:15:08.691
2	1:49.551		12:16:58.242
3	1:53.441	+3.890	12:18:51.683
4	1:53.349	+3.798	12:20:45.032
5	1:54.177	+4.626	12:22:39.209
6	1:53.740	+4.189	12:24:32.949
7	1:53.842	+4.291	12:26:26.791
8	1:52.430	+2.879	12:28:19.221
9	1:52.896	+3.345	12:30:12.117
10	1:53.040	+3.489	12:32:05.157

Lap	Lap Tm	Diff	Time of Day
(17) Bruch Ambros, Josep			
1	1:54.031	+4.613	12:15:15.500
2	1:49.418		12:17:04.918
3	1:50.734	+1.316	12:18:55.652
4	1:51.200	+1.782	12:20:46.852
5	1:53.255	+3.837	12:22:40.107
6	1:53.787	+4.369	12:24:33.894
7	1:54.452	+5.034	12:26:28.346
8	1:54.609	+5.191	12:28:22.955
9	1:51.077	+1.659	12:30:14.032
10	1:52.503	+3.085	12:32:06.535

Lap	Lap Tm	Diff	Time of Day
(25) Plantivaux, Bruno			
1	1:54.433		12:15:14.991
2	1:55.901	+1.468	12:17:10.892
3	1:58.135	+3.702	12:19:09.027
4	1:57.540	+3.107	12:21:06.567
5	1:56.752	+2.319	12:23:03.319
6	1:56.350	+1.917	12:24:59.669
7	1:55.586	+1.153	12:26:55.255
8	1:56.001	+1.568	12:28:51.256
9	1:56.075	+1.642	12:30:47.331

Lap	Lap Tm	Diff	Time of Day
(50) Puig Campà, Jordi			
1	1:54.700		12:15:22.775
2	1:56.519	+1.819	12:17:19.294
3	2:00.505	+5.805	12:19:19.799
4	2:01.072	+6.372	12:21:20.871
5	2:00.349	+5.649	12:23:21.220
6	1:59.402	+4.702	12:25:20.622
7	1:58.047	+3.347	12:27:18.669
8	1:58.892	+4.192	12:29:17.561
9	1:58.252	+3.552	12:31:15.813

Lap	Lap Tm	Diff	Time of Day
(67) Blanco Casellas, Joan			
1	2:00.578	+0.867	12:15:27.420
2	2:00.815	+1.104	12:17:28.235
3	2:00.930	+1.219	12:19:29.165
4	1:59.976	+0.265	12:21:29.141
5	2:01.898	+2.187	12:23:31.039
6	2:01.032	+1.321	12:25:32.071
7	2:03.474	+3.763	12:27:35.545
8	2:01.250	+1.539	12:29:36.795
9	1:59.711		12:31:36.506

Lap	Lap Tm	Diff	Time of Day
(55) Brualla, Michel			
1	1:57.005	+1.004	12:16:34.564
2	2:00.377	+4.376	12:18:34.941
3	1:58.387	+2.386	12:20:33.328
4	1:58.204	+2.203	12:22:31.532
5	1:56.210	+0.209	12:24:27.742
6	1:58.204	+2.203	12:26:25.946
7	1:56.079	+0.078	12:28:22.025
8	1:56.001		12:30:18.026
9	1:59.443	+3.442	12:32:17.469

Lap	Lap Tm	Diff	Time of Day
(177) Stradella, Alain			
1	2:16.060		12:15:58.516
2	2:18.793	+2.733	12:18:17.309
3	2:17.763	+1.703	12:20:35.072
4	2:21.285	+5.225	12:22:56.357
5	2:23.756	+7.696	12:25:20.113
6	2:22.853	+6.793	12:27:42.966
7	2:20.907	+4.847	12:30:03.873
8	2:27.328	+11.268	12:32:31.201

Lap	Lap Tm	Diff	Time of Day
(81) Llop Serra, Jaume			
1	1:48.321	+1.172	12:15:05.219
2	1:47.149		12:16:52.368

Lap	Lap Tm	Diff	Time of Day
(57) Oliveras, Joan			
1	2:00.924	+0.505	12:15:42.163
2	2:35.805	+35.386	12:18:17.968
3	2:10.840	+10.421	12:20:28.808
4	2:00.419		12:22:29.227
5	2:11.303	+10.884	12:24:40.530
6	2:12.812	+12.393	12:26:53.342
7	2:17.180	+16.761	12:29:10.522
8	2:08.290	+7.871	12:31:18.812

Motocros - MX Vidreres

classificat per voltes

CLASSIQUES

Circuit de Vi 2,000 km

Carrera 2

25/11/2018 13:41

Cursa (15:00 i 2 Voltes) started at 14:12:24

Pos.	Núm.	Pilot	Voltes	Total Ts	Dif	Millor Tm	Categoria	Punts
1	1	Vattier, Tony	10	19:19.249		1:44.232	Clàssiques	25
2	14	Villemur, Patrick	10	19:22.211	2.962	1:45.246	Clàssiques	20
3	8	Terras, Serge	10	19:33.105	13.856	1:44.482	Clàssiques	16
4	7	Federic Champagne	10	19:58.569	39.320	1:46.154	Clàssiques	13
5	111	Coll Porta, Sergi	10	19:59.177	39.928	1:46.396	Clàssiques	11
6	165	Lacan, Patrick	10	20:00.574	41.325	1:46.032	Clàssiques	10
7	80	Brutau Xarrie, Oriol	10	20:00.602	41.353	1:45.341	Clàssiques	9
8	75	Oliveras, Imma	10	20:22.937	1:03.688	1:47.063	Clàssiques	8
9	17	Bruch Ambros, Josep	10	20:24.178	1:04.929	1:47.390	Clàssiques	7
10	25	Plantivaux, Bruno	10	20:47.309	1:28.060	1:50.356	Clàssiques	6
11	65	Coma Salvans, Ricard	10	21:06.178	1:46.929	1:52.348	Clàssiques	5
12	55	Brualla, Michel	9	19:32.577	1 Volta	1:55.408	Clàssiques	4
13	67	Blanco Casellas, Joan	9	19:34.064	1 Volta	1:55.236	Clàssiques	3
14	50	Puig Campà, Jordi	9	19:37.491	1 Volta	1:54.941	Clàssiques	2
15	177	Stradella, Alain	8	21:23.032	2 Voltes	2:16.211	Clàssiques	1

No classificat

EX	57	Oliveras, Joan	8	19:50.200	EX	2:03.726	Clàssiques	0
----	----	----------------	---	-----------	----	----------	------------	---

Marge de victòria

Velocitat mitja

Millor temps de volta Millor vel.

Millor volta per

2.962

62,109

1:44.232

69,077

1 - Vattier, Tony

Cap de cronometratge / Director de Cursa / President del Jurat

Orbits

Motocros - MX Vidreres

Volta a volta

CLASSIQUES

Circuit de Vi 2,000 km

Carrera 2

25/11/2018 13:41

Cursa (15:00 i 2 Voltes) started at 14:12:24

Competidors	Voltes										
	0	1	2	3	4	5	6	7	8	9	10
Villemur, Patrick (14)	1	14	14	14	14	14	14	1	1	1	1
Vattier, Tony (1)	2	1	1	1	1	1	14	14	14	14	14
Coll Porta, Sergi (111)	3	111	111	111	111	8	8	8	8	8	8
Federic Champagne (7)	4	7	7	7	8	111	7	7	7	7	111
Terras, Serge (8)	5	8	8	8	7	7	111	111	111	111	7
Coma Salvans, Ricard (65)	6	65	165	165	165	165	165	165	165	165	165
Lacan, Patrick (165)	7	165	25	25	25	80	80	80	80	80	80
Plantivaux, Bruno (25)	8	25	65	65	80	25	25	75	75	75	75
Bruch Ambros, Josep (17)	9	17	17	80	75	75	75	25	25	17	17
Brutau Xarrie, Oriol (80)	10	80	80	17	65	17	17	17	17	25	25
Oliveras, Imma (75)	11	75	75	75	17	65	65	65	65	65	65
Puig Campà, Jordi (50)	12	50	50	50	50	55	55	55	55	55	55
Brualla, Michel (55)	13	55	55	55	55	50	67	67	67	67	67
Blanco Casellas, Joan (67)	14	67	67	67	67	67	50	50	50	50	50
Stradella, Alain (177)	15	177	177	177	177	177	57	57	57	57	57
Oliveras, Joan (57)	16	57	57	57	57	57	177	177	177	177	177

Motocros - MX Vidreres

CLASSIQUES

Circuit de Vi 2,000 km

Carrera 2

25/11/2018 13:41

Cursa (15:00 i 2 Voltes) started at 14:12:24

Lap	Lap Tm	Diff	Time of Day
(1) Vattier, Tony			
1	1:45.717	+1.485	14:15:53.190
2	1:46.135	+1.903	14:17:39.325
3	1:45.563	+1.331	14:19:24.888
4	1:46.355	+2.123	14:21:11.243
5	1:44.232		14:22:55.475
6	1:44.447	+0.215	14:24:39.922
7	1:45.357	+1.125	14:26:25.279
8	1:45.760	+1.528	14:28:11.039
9	1:46.141	+1.909	14:29:57.180
10	1:46.883	+2.651	14:31:44.063

Lap	Lap Tm	Diff	Time of Day
(14) Villemur, Patrick			
1	1:46.096	+0.850	14:15:51.386
2	1:45.498	+0.252	14:17:36.884
3	1:46.016	+0.770	14:19:22.900
4	1:46.010	+0.764	14:21:08.910
5	1:45.887	+0.641	14:22:54.797
6	1:46.239	+0.993	14:24:41.036
7	1:45.632	+0.386	14:26:26.668
8	1:45.246		14:28:11.914
9	1:47.006	+1.760	14:29:58.920
10	1:48.105	+2.859	14:31:47.025

Lap	Lap Tm	Diff	Time of Day
(8) Terras, Serge			
1	1:46.684	+2.202	14:15:56.526
2	1:46.163	+1.681	14:17:42.689
3	1:46.850	+2.368	14:19:29.539
4	1:44.482		14:21:14.021
5	1:45.159	+0.677	14:22:59.180
6	1:45.334	+0.852	14:24:44.514
7	1:45.759	+1.277	14:26:30.273
8	1:47.275	+2.793	14:28:17.548
9	1:49.764	+5.282	14:30:07.312
10	1:50.607	+6.125	14:31:57.919

Lap	Lap Tm	Diff	Time of Day
(7) Federic Champagne			
1	1:46.652	+0.498	14:15:55.927
2	1:46.219	+0.065	14:17:42.146
3	1:48.281	+2.127	14:19:30.427
4	1:46.933	+0.779	14:21:17.360
5	1:46.154		14:23:03.514
6	1:48.510	+2.356	14:24:52.024
7	1:48.923	+2.769	14:26:40.947
8	1:49.256	+3.102	14:28:30.203
9	1:52.969	+6.815	14:30:23.172
10	2:00.211	+14.057	14:32:23.383

Lap	Lap Tm	Diff	Time of Day
(111) Coll Porta, Sergi			
1	1:46.396		14:15:54.617
2	1:46.663	+0.267	14:17:41.280
3	1:47.484	+1.088	14:19:28.764
4	1:47.760	+1.364	14:21:16.524
5	1:48.950	+2.554	14:23:05.474
6	1:49.468	+3.072	14:24:54.942
7	1:49.621	+3.225	14:26:44.563
8	1:49.342	+2.946	14:28:33.905
9	1:48.688	+2.292	14:30:22.593
10	2:01.398	+15.002	14:32:23.991

Lap	Lap Tm	Diff	Time of Day
(165) Lacan, Patrick			
1	1:48.496	+2.464	14:16:03.314
2	1:49.784	+3.752	14:17:53.098
3	1:48.690	+2.658	14:19:41.788
4	1:51.165	+5.133	14:21:32.953

Lap	Lap Tm	Diff	Time of Day
5	1:49.836	+3.804	14:23:22.789
6	1:49.339	+3.307	14:25:12.128
7	1:49.585	+3.553	14:27:01.713
8	1:50.285	+4.253	14:28:51.998
9	1:47.358	+1.326	14:30:39.356
10	1:46.032		14:32:25.388

Lap	Lap Tm	Diff	Time of Day
(80) Brutau Xarrie, Oriol			
1	1:51.334	+5.993	14:16:09.672
2	1:51.834	+6.493	14:18:01.506
3	1:48.904	+3.563	14:19:50.410
4	1:50.470	+5.129	14:21:40.880
5	1:47.778	+2.437	14:23:28.658
6	1:48.422	+3.081	14:25:17.080
7	1:48.761	+3.420	14:27:05.841
8	1:46.987	+1.646	14:28:52.828
9	1:47.247	+1.906	14:30:40.075
10	1:45.341		14:32:25.416

Lap	Lap Tm	Diff	Time of Day
(75) Oliveras, Imma			
1	1:51.289	+4.226	14:16:10.382
2	1:52.328	+5.265	14:18:02.710
3	1:50.209	+3.146	14:19:52.919
4	1:52.326	+5.263	14:21:45.245
5	1:52.188	+5.125	14:23:37.433
6	1:49.620	+2.557	14:25:27.053
7	1:50.557	+3.494	14:27:17.610
8	1:52.195	+5.132	14:29:09.805
9	1:50.883	+3.820	14:31:00.688
10	1:47.063		14:32:47.751

Lap	Lap Tm	Diff	Time of Day
(17) Bruch Ambros, Josep			
1	1:52.255	+4.865	14:16:09.310
2	1:52.945	+5.555	14:18:02.255
3	1:53.961	+6.571	14:19:56.216
4	1:49.766	+2.376	14:21:45.982
5	1:52.021	+4.631	14:23:38.003
6	1:52.770	+5.380	14:25:30.773
7	1:52.037	+4.647	14:27:22.810
8	1:48.701	+1.311	14:29:11.511
9	1:50.091	+2.701	14:31:01.602
10	1:47.390		14:32:48.992

Lap	Lap Tm	Diff	Time of Day
(25) Plantivaux, Bruno			
1	1:50.356		14:16:06.522
2	1:51.607	+1.251	14:17:58.129
3	1:51.853	+1.497	14:19:49.982
4	1:53.289	+2.933	14:21:43.271
5	1:53.806	+3.450	14:23:37.077
6	1:52.999	+2.643	14:25:30.076
7	1:52.176	+1.820	14:27:22.252
8	1:55.127	+4.771	14:29:17.379
9	1:57.467	+7.111	14:31:14.846
10	1:57.277	+6.921	14:33:12.123

Lap	Lap Tm	Diff	Time of Day
(65) Coma Salvans, Ricard			
1	1:54.888	+2.540	14:16:08.816
2	1:52.348		14:18:01.164
3	1:54.546	+2.198	14:19:55.710
4	1:55.038	+2.690	14:21:50.748
5	1:56.662	+4.314	14:23:47.410
6	1:56.300	+3.952	14:25:43.710
7	1:58.527	+6.179	14:27:42.237
8	1:55.570	+3.222	14:29:37.807
9	1:56.493	+4.145	14:31:34.300
10	1:56.692	+4.344	14:33:30.992

Lap	Lap Tm	Diff	Time of Day
(55) Brualla, Michel			
1	1:56.149	+0.741	14:16:21.001
2	1:56.920	+1.512	14:18:17.921
3	1:56.227	+0.819	14:20:14.148
4	1:56.899	+1.491	14:22:11.047
5	1:55.408		14:24:06.455
6	1:57.943	+2.535	14:26:04.398
7	1:57.705	+2.297	14:28:02.103
8	1:57.513	+2.105	14:29:59.616
9	1:57.775	+2.367	14:31:57.391

Lap	Lap Tm	Diff	Time of Day
(67) Blanco Casellas, Joan			
1	1:57.718	+2.482	14:16:23.311
2	1:57.162	+1.926	14:18:20.473
3	1:56.603	+1.367	14:20:17.076
4	1:56.422	+1.186	14:22:13.498
5	1:55.542	+0.306	14:24:09.040
6	1:58.353	+3.117	14:26:07.393
7	1:55.236		14:28:02.629
8	1:58.635	+3.399	14:30:01.264
9	1:57.614	+2.378	14:31:58.878

Lap	Lap Tm	Diff	Time of Day
(50) Puig Campà, Jordi			
1	1:54.941		14:16:17.001
2	1:56.969	+2.028	14:18:13.970
3	1:57.244	+2.303	14:20:11.214
4	2:01.182	+6.241	14:22:12.396
5	1:57.946	+3.005	14:24:10.342
6	1:58.353	+3.412	14:26:08.695
7	1:58.132	+3.191	14:28:06.827
8	1:57.489	+2.548	14:30:04.316
9	1:57.989	+3.048	14:32:02.305

Lap	Lap Tm	Diff	Time of Day
(57) Oliveras, Joan			
1	2:15.166	+11.440	14:16:55.059
2	2:18.358	+14.632	14:19:13.417
3	2:31.548	+27.822	14:21:44.965
4	2:11.926	+8.200	14:23:56.891
5	2:04.960	+1.234	14:26:01.851
6	2:03.726		14:28:05.577
7	2:04.674	+0.948	14:30:10.251
8	2:04.763	+1.037	14:32:15.014

Lap	Lap Tm	Diff	Time of Day
(177) Stradella, Alain			
1	2:16.211		14:16:54.547
2	2:18.287	+2.076	14:19:12.834
3	2:19.510	+3.299	14:21:32.344
4	2:23.986	+7.775	14:23:56.330
5	2:23.740	+7.529	14:26:20.070
6	2:31.530	+15.319	14:28:51.600
7	2:26.194	+9.983	14:31:17.794
8	2:30.052	+13.841	14:33:47.846

7 d'octubre de 2018 - Circuit El Terre - Almenar

MX Camp. Prov. de Lleida - Almenar

Ordenat per la volta més ràpida

MX1 - MX2

Circuit El Terre 2,000 km

Entrenaments Qualificatius

06/10/2018 09:00

Classificació (20:00 Temps) started at 9:00:31

Pos.	Núm.	Nom	Millor Tm	Dif	En volta	Club	classe
1	51	CASTRO ORTEGA, SERGIO	1:40.185		9	Mc Cifuentes	MX1
2	165	MONNE VILES, ADRIA	1:46.089	5.904	9	Mc. Segre	MX2
3	213	GAYA HERNANDEZ, JAUME	1:50.340	10.155	5	Mc. Segre	MX2
4	287	GARRALON LORITE, DANIEL	1:51.066	10.881	6	Mc. Segre	MX2
5	2	CABEZAS MOLET, XAVIER	1:51.695	11.510	4	Mc. Segre	MX2
6	94	CABEZAS MOLET, IBAN LLUIS	1:53.261	13.076	5	Mc. Segre	MX1
7	5	RAUFAST PARDO, RICARDO	1:53.481	13.296	5	Esc. A Full	MX1
8	38	OLIVERA MARTINEZ, JAN	1:55.831	15.646	9	Mc. Segre	MX2
9	341	SISO NOFRE, DANIEL	2:07.269	27.084	7	MC Alpicat	MX2

Cap de cronometratge / Director de Cursa / President del Jurat

Orbits



MX Camp. Prov. de Lleida - Almenar

MX1 - MX2

Circuit El Terre 2,000 km

Entrenaments Qualificatius

06/10/2018 09:00

Classificació (20:00 Temps) started at 9:00:31

Lap	Lap Tm	Diff	Time of Day
(51) CASTRO ORTEGA, SERGIO			
1	2:02.913	+22.728	9:04:09.265
2	1:51.199	+11.014	9:06:00.464
3	1:46.882	+6.697	9:07:47.346
4	2:01.077	+20.892	9:09:48.423
5	1:43.491	+3.306	9:11:31.914
6	2:08.176	+27.991	9:13:40.090
7	1:41.224	+1.039	9:15:21.314
8	2:04.142	+23.957	9:17:25.456
9	1:40.185		9:19:05.641
10	2:06.624	+26.439	9:21:12.265

Lap	Lap Tm	Diff	Time of Day
(165) MONNE VILES, ADRIA			
1	1:57.634	+11.545	9:02:33.833
2	1:57.221	+11.132	9:04:31.054
3	1:50.064	+3.975	9:06:21.118
4	2:15.079	+28.990	9:08:36.197
5	1:49.239	+3.150	9:10:25.436
6	2:04.953	+18.864	9:12:30.389
7	1:47.370	+1.281	9:14:17.759
8	2:15.684	+29.595	9:16:33.443
9	1:46.089		9:18:19.532
10	2:46.729	+1:00.640	9:21:06.261

Lap	Lap Tm	Diff	Time of Day
(213) GAYA HERNANDEZ, JAUME			
1	2:13.796	+23.456	9:06:15.691
2	1:53.761	+3.421	9:08:09.452
3	1:52.421	+2.081	9:10:01.873
4	2:31.359	+41.019	9:12:33.232
5	1:50.340		9:14:23.572

Lap	Lap Tm	Diff	Time of Day
(287) GARRALON LORITE, DANIEL			
1	2:21.930	+30.864	9:03:04.250
2	1:55.556	+4.490	9:04:59.806
3	2:15.762	+24.696	9:07:15.568
4	1:52.476	+1.410	9:09:08.044
5	2:32.841	+41.775	9:11:40.885
6	1:51.066		9:13:31.951
7	2:39.167	+48.101	9:16:11.118
8	2:05.718	+14.652	9:18:16.836
9	1:51.134	+0.068	9:20:07.970
10	2:15.626	+24.560	9:22:23.596

Lap	Lap Tm	Diff	Time of Day
(2) CABEZAS MOLET, XAVIER			
1	2:20.818	+29.123	9:07:25.117
2	2:01.732	+10.037	9:09:26.849
3	1:53.650	+1.955	9:11:20.499
4	1:51.695		9:13:12.194

Lap	Lap Tm	Diff	Time of Day
(94) CABEZAS MOLET, IBAN LLUIS			
1	2:15.638	+22.377	9:09:09.385
2	2:02.109	+8.848	9:11:11.494
3	1:54.782	+1.521	9:13:06.276
4	2:06.860	+13.599	9:15:13.136
5	1:53.261		9:17:06.397

Lap	Lap Tm	Diff	Time of Day
(5) RAUFAST PARDO, RICARDO			
1	2:34.036	+40.555	9:06:00.193
2	2:06.614	+13.133	9:08:06.807
3	1:57.803	+4.322	9:10:04.610
4	1:54.449	+0.968	9:11:59.059
5	1:53.481		9:13:52.540
6	1:56.101	+2.620	9:15:48.641
7	2:01.508	+8.027	9:17:50.149
8	2:04.669	+11.188	9:19:54.818

Lap	Lap Tm	Diff	Time of Day
9	2:01.524	+8.043	9:21:56.342
(38) OLIVERA MARTINEZ, JAN			
1	2:33.009	+37.178	9:03:19.135
2	2:12.853	+17.022	9:05:31.988
3	2:10.364	+14.533	9:07:42.352
4	1:59.319	+3.488	9:09:41.671
5	3:05.834	+1:10.003	9:12:47.505
6	2:04.476	+8.645	9:14:51.981
7	1:55.911	+0.080	9:16:47.892
8	2:15.414	+19.583	9:19:03.306
9	1:55.831		9:20:59.137

Lap	Lap Tm	Diff	Time of Day
(341) SISO NOFRE, DANIEL			
1	2:28.268	+20.999	9:04:35.863
2	2:20.643	+13.374	9:06:56.506
3	2:18.949	+11.680	9:09:15.455
4	2:12.721	+5.452	9:11:28.176
5	2:16.026	+8.757	9:13:44.202
6	2:14.334	+7.065	9:15:58.536
7	2:07.269		9:18:05.805
8	2:09.926	+2.657	9:20:15.731
9	2:14.238	+6.969	9:22:29.969




Motocros - MX Vidreres

CLASSIQUES-EVO

Circuit de Vi 2,000 km

Classificació Final



Pos.	Núm.	Pilot	Llicència	R1.	R2.	Total Punts
Class-80						
1	6	Coll Porta, Sergi	458-B	25	25	50
2	83	Carrillo Comas, Genis	878048-B	20	20	40
3	66	Figuls Canal, Albert	1822-B/138116-B	16	--	16
Class-Evo						
1	49	Mussull Colome, Albert	236-B/876989-B	25	25	50
2	77	Nualart Caparros, Jordi	507-GI /138506-GI	16	20	36
3	171	Colomé Aymar, Xavier	362-B	13	16	29
4	929	Orrit Torres, Biel	1590-B	11	13	24
5	22	Agea Moreno, Daniel	196-GI-135180-GI	20	0	20
EX	9	Toursel Driver, Clement		0	0	0
EX	71	Le Nicolas, Tangy		0	0	0

Motocros - MX Vidreres

classificat per voltes

CLASSIQUES-EVO	Circuit de Vi 2,000 km
Carrera 1	25/11/2018 12:00
Cursa (20:00 i 2 Voltes) started at 12:35:07	

Pos.	Núm.	Pilot	Voltes	Total Ts	Dif	Millor Tm	Categoria	Punts
1	49	Mussull Colome, Albert	14	25:15.369		1:37.176	Class-Evo	25
2	22	Agea Moreno, Daniel	14	25:47.990	32.621	1:36.073	Class-Evo	20
3	77	Nualart Caparros, Jordi	14	26:00.452	45.083	1:40.226	Class-Evo	16
4	171	Colomé Aymar, Xavier	14	26:47.577	1:32.208	1:45.481	Class-Evo	13
5	6	Coll Porta, Sergi	14	26:48.244	1:32.875	1:45.928	Class-80	25
6	83	Carrillo Comas, Genis	13	26:31.153	1 Volta	1:47.673	Class-80	20
7	66	Figuls Canal, Albert	13	26:34.536	1 Volta	1:49.560	Class-80	16
8	929	Orrit Torres, Biel	11	25:17.861	3 Voltes	1:57.375	Class-Evo	11
No classificat								
EX	9	Toursel Driver, Clement	14	26:44.032	EX	1:43.619	Class-Evo	0
EX	71	Le Nicolas, Tangy	11	25:51.088	EX	1:53.684	Class-Evo	0

Marge de victòria	Velocitat mitja	Millor temps de volta	Millor vel.	Millor volta per
32.621	66,518	1:36.073	74,943	22 - Agea Moreno, Daniel

Cap de cronometratge / Director de Cursa / President del Jurat Orbits

Motocros - MX Vidreres

classificat per voltes

CLASSIQUES-EVO

Circuit de Vi 2,000 km

Carrera 1

25/11/2018 12:00

Cursa (20:00 i 2 Voltes) started at 12:35:07

Pos.	Núm.	Pilot	Voltes	Total Ts	Dif	Millor Tm	Categoria	Punts
Class-80								
1	6	Coll Porta, Sergi	14	26:48.244		1:45.928	Class-80	25
2	83	Carrillo Comas, Genis	13	26:31.153	1 Volta	1:47.673	Class-80	20
3	66	Figuls Canal, Albert	13	26:34.536	1 Volta	1:49.560	Class-80	16
Class-Evo								
1	49	Mussull Colome, Albert	14	25:15.369		1:37.176	Class-Evo	25
2	22	Agea Moreno, Daniel	14	25:47.990	32.621	1:36.073	Class-Evo	20
3	77	Nualart Caparros, Jordi	14	26:00.452	45.083	1:40.226	Class-Evo	16
4	171	Colomé Aymar, Xavier	14	26:47.577	1:32.208	1:45.481	Class-Evo	13
5	929	Orrit Torres, Biel	11	25:17.861	3 Voltes	1:57.375	Class-Evo	11
No classificat								
EX	9	Toursel Driver, Clement	14	26:44.032	EX	1:43.619	Class-Evo	0
EX	71	Le Nicolas, Tangy	11	25:51.088	EX	1:53.684	Class-Evo	0

Marge de victòria	Velocitat mitja	Millor temps de volta	Millor vel.	Millor volta per
32.621	66,518	1:36.073	74,943	22 - Agea Moreno, Daniel

Cap de cronometratge / Director de Cursa / President del Jurat

Orbits

Motocros - MX Vidreres

Volta a volta


CLASSIQUES-EVO

Circuit de Vi 2,000 km

Carrera 1

25/11/2018 12:00

Cursa (20:00 i 2 Voltes) started at 12:35:07



Competidors	Voltes														
	0	1	2	3	4	5	6	7	8	9	10	11	12	13	14
Mussull Colome, Albert (49)	1	49	22	22	22	22	22	22	22	49	49	49	49	49	49
Agea Moreno, Daniel (22)	2	22	49	49	49	49	49	49	22	22	22	22	22	22	22
Nualart Caparros, Jordi (77)	3	77	77	77	77	77	77	77	77	77	77	77	77	77	77
Toursel Driver, Clement (9)	4	9	9	9	9	9	9	9	9	9	9	9	9	9	9
Coll Porta, Sergi (6)	5	6	6	6	6	6	6	6	171	171	171	171	171	171	171
Le Nicolas, Tangy (71)	6	71	171	171	171	171	171	6	6	6	6	6	6	6	6
Colomé Aymar, Xavier (171)	7	171	83	83	83	83	83	83	83	83	83	83	83	83	83
Carrillo Comas, Genis (83)	8	83	66	66	66	66	66	66	66	66	66	66	66	66	66
Figuls Canal, Albert (66)	9	66	71	71	71	929	929	929	929	929	929	929	929	929	929
Orrit Torres, Biel (929)	10	929	929	929	929	71	71	71	71	71	71	71	71	71	71

Motocros - MX Vidreres

CLASSIQUES-EVO

Circuit de Vi 2,000 km

Carrera 1

25/11/2018 12:00

Cursa (20:00 i 2 Voltes) started at 12:35:07

Lap	Lap Tm	Diff	Time of Day
(49) Mussull Colome, Albert			
1	1:37.545	+0.369	12:38:19.945
2	1:38.097	+0.921	12:39:58.042
3	1:37.792	+0.616	12:41:35.834
4	1:37.176		12:43:13.010
5	1:38.142	+0.966	12:44:51.152
6	1:38.608	+1.432	12:46:29.760
7	1:40.411	+3.235	12:48:10.171
8	1:43.276	+6.100	12:49:53.447
9	1:42.840	+5.664	12:51:36.287
10	1:42.924	+5.748	12:53:19.211
11	1:43.823	+6.647	12:55:03.034
12	1:45.656	+8.480	12:56:48.690
13	1:45.495	+8.319	12:58:34.185
14	1:48.279	+11.103	13:00:22.464

Lap	Lap Tm	Diff	Time of Day
(22) Agea Moreno, Daniel			
1	1:36.073		12:38:19.400
2	1:37.481	+1.408	12:39:56.881
3	1:37.552	+1.479	12:41:34.433
4	1:37.356	+1.283	12:43:11.789
5	1:38.573	+2.500	12:44:50.362
6	1:38.620	+2.547	12:46:28.982
7	1:40.234	+4.161	12:48:09.216
8	1:52.745	+16.672	12:50:01.961
9	1:52.432	+16.359	12:51:54.393
10	1:48.938	+12.865	12:53:43.331
11	1:47.892	+11.819	12:55:31.223
12	1:49.367	+13.294	12:57:20.590
13	1:46.427	+10.354	12:59:07.017
14	1:48.068	+11.995	13:00:55.085

Lap	Lap Tm	Diff	Time of Day
(77) Nualart Caparros, Jordi			
1	1:40.226		12:38:26.450
2	1:40.909	+0.683	12:40:07.359
3	1:43.324	+3.098	12:41:50.683
4	1:43.249	+3.023	12:43:33.932
5	1:45.492	+5.266	12:45:19.424
6	1:45.170	+4.944	12:47:04.594
7	1:45.554	+5.328	12:48:50.148
8	1:46.360	+6.134	12:50:36.508
9	1:44.518	+4.292	12:52:21.026
10	1:47.390	+7.164	12:54:08.416
11	1:45.554	+5.328	12:55:53.970
12	1:46.351	+6.125	12:57:40.321
13	1:43.245	+3.019	12:59:23.566
14	1:43.981	+3.755	13:01:07.547

Lap	Lap Tm	Diff	Time of Day
(171) Colomé Aymar, Xavier			
1	1:47.807	+2.326	12:38:42.732
2	1:48.193	+2.712	12:40:30.925
3	1:46.779	+1.298	12:42:17.704
4	1:46.838	+1.357	12:44:04.542
5	1:47.040	+1.559	12:45:51.582
6	1:45.701	+0.220	12:47:37.283
7	1:45.481		12:49:22.764
8	1:47.383	+1.902	12:51:10.147
9	1:47.377	+1.896	12:52:57.524
10	1:47.586	+2.105	12:54:45.110
11	1:47.362	+1.881	12:56:32.472
12	1:48.147	+2.666	12:58:20.619
13	1:46.096	+0.615	13:00:06.715
14	1:47.957	+2.476	13:01:54.672

(6) Coll Porta, Sergi			
------------------------------	--	--	--

Lap	Lap Tm	Diff	Time of Day
1	1:47.625	+1.697	12:38:41.483
2	1:47.557	+1.629	12:40:29.040
3	1:47.549	+1.621	12:42:16.589
4	1:46.844	+0.916	12:44:03.433
5	1:46.076	+0.148	12:45:49.509
6	1:45.928		12:47:35.437
7	1:47.906	+1.978	12:49:23.343
8	1:48.351	+2.423	12:51:11.694
9	1:46.535	+0.607	12:52:58.229
10	1:47.571	+1.643	12:54:45.800
11	1:47.255	+1.327	12:56:33.055
12	1:48.314	+2.386	12:58:21.369
13	1:47.158	+1.230	13:00:08.527
14	1:46.812	+0.884	13:01:55.339

Lap	Lap Tm	Diff	Time of Day
(83) Carrillo Comas, Genis			
1	1:47.673		12:38:43.564
2	1:50.581	+2.908	12:40:34.145
3	1:51.017	+3.344	12:42:25.162
4	1:52.914	+5.241	12:44:18.076
5	1:54.974	+7.301	12:46:13.050
6	1:51.975	+4.302	12:48:05.025
7	1:53.068	+5.395	12:49:58.093
8	1:52.315	+4.642	12:51:50.408
9	1:58.168	+10.495	12:53:48.576
10	1:53.145	+5.472	12:55:41.721
11	1:59.628	+11.955	12:57:41.349
12	1:59.974	+12.301	12:59:41.323
13	1:56.925	+9.252	13:01:38.248

Lap	Lap Tm	Diff	Time of Day
(66) Figuls Canal, Albert			
1	1:49.560		12:38:47.449
2	1:50.480	+0.920	12:40:37.929
3	1:51.218	+1.658	12:42:29.147
4	1:51.800	+2.240	12:44:20.947
5	1:53.019	+3.459	12:46:13.966
6	1:55.956	+6.396	12:48:09.922
7	1:56.561	+7.001	12:50:06.483
8	1:54.942	+5.382	12:52:01.425
9	1:55.836	+6.276	12:53:57.261
10	1:54.582	+5.022	12:55:51.843
11	1:57.687	+8.127	12:57:49.530
12	1:53.752	+4.192	12:59:43.282
13	1:58.349	+8.789	13:01:41.631

Lap	Lap Tm	Diff	Time of Day
(929) Orrit Torres, Biel			
1	1:57.375		12:38:59.092
2	1:57.544	+0.169	12:40:56.636
3	2:01.569	+4.194	12:42:58.205
4	2:02.538	+5.163	12:45:00.743
5	2:10.385	+13.010	12:47:11.128
6	2:07.957	+10.582	12:49:19.085
7	2:10.120	+12.745	12:51:29.205
8	2:18.267	+20.892	12:53:47.472
9	2:13.284	+15.909	12:56:00.756
10	2:08.180	+10.805	12:58:08.936
11	2:16.020	+18.645	13:00:24.956

Lap	Lap Tm	Diff	Time of Day
(9) Toursel Driver, Clement			
1	1:43.619		12:38:36.152
2	1:47.071	+3.452	12:40:23.223
3	1:46.967	+3.348	12:42:10.190
4	1:48.734	+5.115	12:43:58.924
5	1:47.479	+3.860	12:45:46.403
6	1:47.992	+4.373	12:47:34.395
7	1:46.265	+2.646	12:49:20.660



Motocros - MX Vidreres

classificat per voltes

CLASSIQUES-EVO

Circuit de Vi 2,000 km

Carrera 2

25/11/2018 14:04

Cursa (20:00 i 2 Voltes) started at 14:35:47

Pos.	Núm.	Pilot	Voltes	Total Ts	Dif	Millor Tm	Categoria	Punts
1	49	Mussull Colome, Albert	13	23:36.885		1:37.225	Class-Evo	25
2	77	Nualart Caparros, Jordi	13	23:57.010	20.125	1:39.087	Class-Evo	20
3	6	Coll Porta, Sergi	13	25:30.244	1:53.359	1:46.520	Class-80	25
4	171	Colomé Aymar, Xavier	12	23:56.441	1 Volta	1:47.825	Class-Evo	16
5	83	Carrillo Comas, Genis	11	23:38.113	2 Voltes	1:54.155	Class-80	20
6	929	Orrit Torres, Biel	11	24:54.975	2 Voltes	1:59.714	Class-Evo	13

No classificat

NT	22	Agea Moreno, Daniel	4	8:43.300	NT	1:37.403	Class-Evo	0
EX	9	Toursel Driver, Clement	13	25:04.290	EX	1:45.567	Class-Evo	0
EX	71	Le Nicolas, Tangy	12	25:33.012	EX	1:53.270	Class-Evo	0

Marge de victòria	Velocitat mitja	Millor temps de volta	Millor vel.	Millor volta per
20.125	66,060	1:37.225	74,055	49 - Mussull Colome, Albert

Cap de cronometratge / Director de Cursa / President del Jurat

Orbits

Motocros - MX Vidreres

classificat per voltes

CLASSIQUES-EVO	Circuit de Vi 2,000 km
Carrera 2	25/11/2018 14:04
Cursa (20:00 i 2 Voltes) started at 14:35:47	

Pos.	Núm.	Pilot	Voltes	Total Ts	Dif	Millor Tm	Categoria	Punts
Class-80								
1	6	Coll Porta, Sergi	13	25:30.244		1:46.520	Class-80	25
2	83	Carrillo Comas, Genis	11	23:38.113	2 Voltes	1:54.155	Class-80	20
Class-Evo								
1	49	Mussull Colome, Albert	13	23:36.885		1:37.225	Class-Evo	25
2	77	Nualart Caparros, Jordi	13	23:57.010	20.125	1:39.087	Class-Evo	20
3	171	Colomé Aymar, Xavier	12	23:56.441	1 Volta	1:47.825	Class-Evo	16
4	929	Orrit Torres, Biel	11	24:54.975	2 Voltes	1:59.714	Class-Evo	13
No classificat								
NT	22	Agea Moreno, Daniel	4	8:43.300	NT	1:37.403	Class-Evo	0
EX	9	Toursel Driver, Clement	13	25:04.290	EX	1:45.567	Class-Evo	0
EX	71	Le Nicolas, Tangy	12	25:33.012	EX	1:53.270	Class-Evo	0

Marge de victòria	Velocitat mitja	Millor temps de volta	Millor vel.	Millor volta per
20.125	66,060	1:37.225	74,055	49 - Mussull Colome, Albert

Cap de cronometratge / Director de Cursa / President del Jurat Orbits

Motocros - MX Vidreres

Volta a volta


CLASSIQUES-EVO

Circuit de Vi 2,000 km

Carrera 2

25/11/2018 14:04

Cursa (20:00 i 2 Voltes) started at 14:35:47



Competidors	Voltes													
	0	1	2	3	4	5	6	7	8	9	10	11	12	13
Agea Moreno, Daniel (22)	1	22	22	49	49	49	49	49	49	49	49	49	49	49
Mussull Colome, Albert (49)	2	49	49	22	77	77	77	77	77	77	77	77	77	77
Nualart Caparros, Jordi (77)	3	77	77	77	22	22	9	9	9	9	9	9	9	9
Toursel Driver, Clement (9)	4	9	9	9	9	9	6	6	6	6	6	6	6	6
Carrillo Comas, Genis (83)	5	83	83	6	6	6	171	171	171	171	171	171	171	171
Le Nicolas, Tangy (71)	6	71	6	171	171	171	83	83	83	83	83	83	71	71
Colomé Aymar, Xavier (171)	7	171	171	83	83	83	71	71	71	71	71	71	83	
Coll Porta, Sergi (6)	8	6	71	71	71	71	929	929	929	929	929	929	929	
Orrit Torres, Biel (929)	9	929	929	929	929	929								

Motocros - MX Vidreres

CLASSIQUES-EVO

Circuit de Vi 2,000 km

Carrera 2

25/11/2018 14:04

Cursa (20:00 i 2 Voltes) started at 14:35:47

Lap	Lap Tm	Diff	Time of Day
(49) Mussull Colome, Albert			
1	1:38.058	+0.833	14:39:02.976
2	1:37.225		14:40:40.201
3	1:40.910	+3.685	14:42:21.111
4	1:39.185	+1.960	14:44:00.296
5	1:41.590	+4.365	14:45:41.886
6	1:41.558	+4.333	14:47:23.444
7	1:40.825	+3.600	14:49:04.269
8	1:41.504	+4.279	14:50:45.773
9	1:43.430	+6.205	14:52:29.203
10	1:44.904	+7.679	14:54:14.107
11	1:42.634	+5.409	14:55:56.741
12	1:42.796	+5.571	14:57:39.537
13	1:44.768	+7.543	14:59:24.305

Lap	Lap Tm	Diff	Time of Day
(77) Nualart Caparros, Jordi			
1	1:39.087		14:39:04.519
2	1:40.234	+1.147	14:40:44.753
3	1:41.194	+2.107	14:42:25.947
4	1:42.091	+3.004	14:44:08.038
5	1:41.810	+2.723	14:45:49.848
6	1:41.958	+2.871	14:47:31.806
7	1:43.254	+4.167	14:49:15.060
8	1:45.092	+6.005	14:51:00.152
9	1:45.206	+6.119	14:52:45.358
10	1:46.375	+7.288	14:54:31.733
11	1:46.110	+7.023	14:56:17.843
12	1:43.219	+4.132	14:58:01.062
13	1:43.368	+4.281	14:59:44.430

Lap	Lap Tm	Diff	Time of Day
(6) Coll Porta, Sergi			
1	1:49.044	+2.524	14:39:26.191
2	1:46.520		14:41:12.711
3	1:47.163	+0.643	14:42:59.874
4	1:47.130	+0.610	14:44:47.004
5	1:47.508	+0.988	14:46:34.512
6	1:49.482	+2.962	14:48:23.994
7	1:48.522	+2.002	14:50:12.516
8	1:47.767	+1.247	14:52:00.283
9	1:48.591	+2.071	14:53:48.874
10	1:48.062	+1.542	14:55:36.936
11	1:49.083	+2.563	14:57:26.019
12	1:47.925	+1.405	14:59:13.944
13	2:03.720	+17.200	15:01:17.664

Lap	Lap Tm	Diff	Time of Day
(171) Colomé Aymar, Xavier			
1	1:50.519	+2.694	14:39:26.960
2	1:47.909	+0.084	14:41:14.869
3	1:47.825		14:43:02.694
4	1:49.312	+1.487	14:44:52.006
5	1:53.770	+5.945	14:46:45.776
6	1:50.673	+2.848	14:48:36.449
7	1:50.178	+2.353	14:50:26.627
8	1:51.082	+3.257	14:52:17.709
9	1:51.618	+3.793	14:54:09.327
10	1:52.382	+4.557	14:56:01.709
11	1:51.742	+3.917	14:57:53.451
12	1:50.410	+2.585	14:59:43.861

Lap	Lap Tm	Diff	Time of Day
(83) Carrillo Comas, Genis			
1	1:54.158	+0.003	14:39:26.163
2	2:00.394	+6.239	14:41:26.557
3	1:55.697	+1.542	14:43:22.254
4	1:54.155		14:45:16.409
5	1:55.791	+1.636	14:47:12.200

Lap	Lap Tm	Diff	Time of Day
6	1:55.157	+1.002	14:49:07.357
7	1:57.312	+3.157	14:51:04.669
8	2:01.346	+7.191	14:53:06.015
9	2:10.498	+16.343	14:55:16.513
10	2:06.880	+12.725	14:57:23.393
11	2:02.140	+7.985	14:59:25.533

Lap	Lap Tm	Diff	Time of Day
(929) Orrit Torres, Biel			
1	1:59.714		14:39:46.035
2	2:00.879	+1.165	14:41:46.914
3	2:01.687	+1.973	14:43:48.601
4	2:04.229	+4.515	14:45:52.830
5	2:04.272	+4.558	14:47:57.102
6	2:06.109	+6.395	14:50:03.211
7	2:08.259	+8.545	14:52:11.470
8	2:07.467	+7.753	14:54:18.937
9	2:10.279	+10.565	14:56:29.216
10	2:07.188	+7.474	14:58:36.404
11	2:05.991	+6.277	15:00:42.395

Lap	Lap Tm	Diff	Time of Day
(22) Agea Moreno, Daniel			
1	1:37.403		14:39:02.098
2	1:41.889	+4.486	14:40:43.987
3	1:50.720	+13.317	14:42:34.707
4	1:56.013	+18.610	14:44:30.720

Lap	Lap Tm	Diff	Time of Day
(9) Toursel Driver, Clement			
1	1:45.567		14:39:14.708
2	1:47.032	+1.465	14:41:01.740
3	1:46.861	+1.294	14:42:48.601
4	1:49.797	+4.230	14:44:38.398
5	1:48.898	+3.331	14:46:27.296
6	1:49.948	+4.381	14:48:17.244
7	1:49.199	+3.632	14:50:06.443
8	1:48.094	+2.527	14:51:54.537
9	1:48.118	+2.551	14:53:42.655
10	1:47.789	+2.222	14:55:30.444
11	1:46.235	+0.668	14:57:16.679
12	1:47.462	+1.895	14:59:04.141
13	1:47.569	+2.002	15:00:51.710

Lap	Lap Tm	Diff	Time of Day
(71) Le Nicolas, Tangy			
1	1:53.270		14:39:29.553
2	2:10.084	+16.814	14:41:39.637
3	1:57.270	+4.000	14:43:36.907
4	1:57.914	+4.644	14:45:34.821
5	2:00.240	+6.970	14:47:35.061
6	1:59.107	+5.837	14:49:34.168
7	1:57.128	+3.858	14:51:31.296
8	1:57.249	+3.979	14:53:28.545
9	1:58.006	+4.736	14:55:26.551
10	1:58.001	+4.731	14:57:24.552
11	1:56.858	+3.588	14:59:21.410
12	1:59.022	+5.752	15:01:20.432

Motocros - MX Vidreres

Ordenat per la volta més ràpida

CLASSIQUES

Circuit de Vi 2,000 km

Entrenaments Qualificatius

25/11/2018 10:00

Classificació (20:00 Temps) started at 10:31:24

Pos.	Núm.	Nom	Millor Tm	Dif	En volta	2° Millor classe
1	49	Mussull Colome, Albert	1:39.763		7	1:41.729 Class-Evo
2	22	Agea Moreno, Daniel	1:41.546	1.783	3	1:41.549 Class-Evo
3	77	Nualart Caparros, Jordi	1:41.811	2.048	5	1:42.186 Class-Evo
4	9	Toursel Driver, Clement	1:44.713	4.950	5	1:45.735 Class-Evo
5	14	Villemur, Patrick	1:46.259	6.496	5	1:46.496 Clàssiques
6	8	Terras, Serge	1:46.797	7.034	3	1:48.060 Clàssiques
7	1	Vattier, Tony	1:47.361	7.598	4	1:47.485 Clàssiques
8	171	Colomé Aymar, Xavier	1:47.863	8.100	9	1:48.643 Class-Evo
9	111	Coll Porta, Sergi	1:47.946	8.183	3	1:49.810 Clàssiques
10	165	Lacan, Patrick	1:48.498	8.735	3	1:49.050 Clàssiques
11	6	Coll Porta, Sergi	1:48.587	8.824	4	1:49.215 Class-80
12	81	Llop Serra, Jaume	1:50.343	10.580	6	1:50.384 Clàssiques
13	7	Federic Champagne	1:51.427	11.664	3	1:54.643 Class-Evo
14	65	Coma Salvans, Ricard	1:51.606	11.843	3	1:52.419 Clàssiques
15	80	Brutau Xarrie, Oriol	1:53.149	13.386	2	1:53.804 Clàssiques
16	75	Oliveras, Imma	1:54.167	14.404	7	1:54.285 Clàssiques
17	83	Carrillo Comas, Genis	1:54.742	14.979	7	1:55.265 Class-Evo
18	71	Le Nicolas, Tangy	1:55.664	15.901	3	1:55.875 Class-Evo
19	66	Figuls Canal, Albert	1:56.003	16.240	7	1:56.858 Class-80
20	17	Bruch Ambros, Josep	1:56.169	16.406	2	1:56.229 Clàssiques
21	55	Brualla, Michel	1:57.745	17.982	8	1:58.613 Clàssiques
22	25	Plantivaux, Bruno	1:58.166	18.403	2	1:58.548 Clàssiques
23	67	Blanco Casellas, Joan	1:59.054	19.291	7	2:00.344 Clàssiques
24	929	Orrit Torres, Biel	1:59.328	19.565	1	2:05.882 Class-Evo
25	50	Puig Campà, Jordi	2:02.277	22.514	6	2:02.732 Clàssiques
26	177	Stradella, Alain	2:18.742	38.979	1	2:22.486 Clàssiques
27	57	Oliveras, Joan	2:21.719	41.956	5	2:22.055 Clàssiques

Motocros - MX Vidreres

Ordenat per la volta més ràpida

CLASSIQUES

Circuit de Vi 2,000 km

Entrenaments Qualificatius

25/11/2018 10:00

Classificació (20:00 Temps) started at 10:31:24

Pos.	Núm.	Nom	Millor Tm	Dif	En volta	2° Millor classe
------	------	-----	-----------	-----	----------	------------------

Class-80

1	6	Coll Porta, Sergi	1:48.587		4	1:49.215 Class-80
2	66	Figuls Canal, Albert	1:56.003	7.416	7	1:56.858 Class-80

Class-Evo

1	49	Mussull Colome, Albert	1:39.763		7	1:41.729 Class-Evo
2	22	Agea Moreno, Daniel	1:41.546	1.783	3	1:41.549 Class-Evo
3	77	Nualart Caparros, Jordi	1:41.811	2.048	5	1:42.186 Class-Evo
4	9	Toursel Driver, Clement	1:44.713	4.950	5	1:45.735 Class-Evo
5	171	Colomé Aymar, Xavier	1:47.863	8.100	9	1:48.643 Class-Evo
6	7	Federic Champagne	1:51.427	11.664	3	1:54.643 Class-Evo
7	83	Carrillo Comas, Genis	1:54.742	14.979	7	1:55.265 Class-Evo
8	71	Le Nicolas, Tangy	1:55.664	15.901	3	1:55.875 Class-Evo
9	929	Orrit Torres, Biel	1:59.328	19.565	1	2:05.882 Class-Evo

Clàssiques

1	14	Villemur, Patrick	1:46.259		5	1:46.496 Clàssiques
2	8	Terras, Serge	1:46.797	0.538	3	1:48.060 Clàssiques
3	1	Vattier, Tony	1:47.361	1.102	4	1:47.485 Clàssiques
4	111	Coll Porta, Sergi	1:47.946	1.687	3	1:49.810 Clàssiques
5	165	Lacan, Patrick	1:48.498	2.239	3	1:49.050 Clàssiques
6	81	Llop Serra, Jaume	1:50.343	4.084	6	1:50.384 Clàssiques
7	65	Coma Salvans, Ricard	1:51.606	5.347	3	1:52.419 Clàssiques
8	80	Brutau Xarrie, Oriol	1:53.149	6.890	2	1:53.804 Clàssiques
9	75	Oliveras, Imma	1:54.167	7.908	7	1:54.285 Clàssiques
10	17	Bruch Ambros, Josep	1:56.169	9.910	2	1:56.229 Clàssiques
11	55	Brualla, Michel	1:57.745	11.486	8	1:58.613 Clàssiques
12	25	Plantivaux, Bruno	1:58.166	11.907	2	1:58.548 Clàssiques
13	67	Blanco Casellas, Joan	1:59.054	12.795	7	2:00.344 Clàssiques
14	50	Puig Campà, Jordi	2:02.277	16.018	6	2:02.732 Clàssiques
15	177	Stradella, Alain	2:18.742	32.483	1	2:22.486 Clàssiques
16	57	Oliveras, Joan	2:21.719	35.460	5	2:22.055 Clàssiques

Motocros - MX Vidreres

CLASSIQUES

Circuit de Vi 2,000 km

Entrenaments Qualificatiu

25/11/2018 10:00

Classificació (20:00 Temps) started at 10:31:24

Lap	Lap Tm	Diff	Time of Day
(49) Mussull Colome, Albert			
1	1:57.003	+17.240	10:37:12.026
2	1:42.264	+2.501	10:38:54.290
3	1:46.991	+7.228	10:40:41.281
4	1:42.563	+2.800	10:42:23.844
5	1:41.729	+1.966	10:44:05.573
6	1:43.612	+3.849	10:45:49.185
7	1:39.763		10:47:28.948
8	1:41.889	+2.126	10:49:10.837
9	1:43.086	+3.323	10:50:53.923
10	1:42.434	+2.671	10:52:36.357

Lap	Lap Tm	Diff	Time of Day
(22) Agea Moreno, Daniel			
1	1:44.047	+2.501	10:35:04.030
2	1:42.374	+0.828	10:36:46.404
3	1:41.546		10:38:27.950
4	1:43.536	+1.990	10:40:11.486
5	2:08.513	+26.967	10:42:19.999
6	1:44.978	+3.432	10:44:04.977
7	2:50.077	+1:08.531	10:46:55.054
8	1:41.549	+0.003	10:48:36.603
9	1:42.950	+1.404	10:50:19.553
10	1:46.140	+4.594	10:52:05.693

Lap	Lap Tm	Diff	Time of Day
(77) Nualart Caparros, Jordi			
1	1:44.935	+3.124	10:36:12.504
2	1:48.752	+6.941	10:38:01.256
3	1:44.299	+2.488	10:39:45.555
4	1:42.186	+0.375	10:41:27.741
5	1:41.811		10:43:09.552
6	1:42.859	+1.048	10:44:52.411
7	1:42.731	+0.920	10:46:35.142
8	4:54.768	+3:12.957	10:51:29.910

Lap	Lap Tm	Diff	Time of Day
(9) Toursel Driver, Clement			
1	1:48.456	+3.743	10:39:28.981
2	1:45.735	+1.022	10:41:14.716
3	1:48.572	+3.859	10:43:03.288
4	1:50.236	+5.523	10:44:53.524
5	1:44.713		10:46:38.237
6	1:52.246	+7.533	10:48:30.483
7	1:50.571	+5.858	10:50:21.054
8	2:09.318	+24.605	10:52:30.372

Lap	Lap Tm	Diff	Time of Day
(14) Villemur, Patrick			
1	1:49.174	+2.915	10:35:19.141
2	1:47.243	+0.984	10:37:06.384
3	1:46.817	+0.558	10:38:53.201
4	1:46.532	+0.273	10:40:39.733
5	1:46.259		10:42:25.992
6	1:46.496	+0.237	10:44:12.488
7	1:47.367	+1.108	10:45:59.855
8	1:47.462	+1.203	10:47:47.317
9	1:46.875	+0.616	10:49:34.192
10	1:47.654	+1.395	10:51:21.846
11	1:49.723	+3.464	10:53:11.569

Lap	Lap Tm	Diff	Time of Day
(8) Terras, Serge			
1	1:51.555	+4.758	10:35:35.588
2	1:48.679	+1.882	10:37:24.267
3	1:46.797		10:39:11.064
4	1:48.060	+1.263	10:40:59.124
5	1:48.275	+1.478	10:42:47.399
6	1:49.745	+2.948	10:44:37.144
7	1:54.718	+7.921	10:46:31.862

Lap	Lap Tm	Diff	Time of Day
8	2:12.933	+26.136	10:48:44.795
9	2:07.087	+20.290	10:50:51.882
10	1:55.898	+9.101	10:52:47.780

Lap	Lap Tm	Diff	Time of Day
(1) Vattier, Tony			
1	1:50.927	+3.566	10:36:47.667
2	1:49.366	+2.005	10:38:37.033
3	1:47.485	+0.124	10:40:24.518
4	1:47.361		10:42:11.879
5	2:12.831	+25.470	10:44:24.710
6	1:47.860	+0.499	10:46:12.570

Lap	Lap Tm	Diff	Time of Day
(171) Colomé Aymar, Xavier			
1	1:54.057	+6.194	10:36:18.157
2	1:51.841	+3.978	10:38:09.998
3	1:50.831	+2.968	10:40:00.829
4	1:51.503	+3.640	10:41:52.332
5	1:49.662	+1.799	10:43:41.994
6	1:48.780	+0.917	10:45:30.774
7	1:49.279	+1.416	10:47:20.053
8	1:48.643	+0.780	10:49:08.696
9	1:47.863		10:50:56.559
10	1:53.302	+5.439	10:52:49.861

Lap	Lap Tm	Diff	Time of Day
(111) Coll Porta, Sergi			
1	1:52.866	+4.920	10:49:14.871
2	1:49.810	+1.864	10:51:04.681
3	1:47.946		10:52:52.627

Lap	Lap Tm	Diff	Time of Day
(165) Lacan, Patrick			
1	1:52.302	+3.804	10:35:34.424
2	1:51.379	+2.881	10:37:25.803
3	1:48.498		10:39:14.301
4	1:49.680	+1.182	10:41:03.981
5	1:49.164	+0.666	10:42:53.145
6	1:50.020	+1.522	10:44:43.165
7	1:49.941	+1.443	10:46:33.106
8	1:50.656	+2.158	10:48:23.762
9	1:50.007	+1.509	10:50:13.769
10	1:49.050	+0.552	10:52:02.819

Lap	Lap Tm	Diff	Time of Day
(6) Coll Porta, Sergi			
1	1:52.015	+3.428	10:35:21.437
2	1:51.020	+2.433	10:37:12.457
3	1:49.234	+0.647	10:39:01.691
4	1:48.587		10:40:50.278
5	1:49.530	+0.943	10:42:39.808
6	1:49.215	+0.628	10:44:29.023

Lap	Lap Tm	Diff	Time of Day
(81) Llop Serra, Jaume			
1	1:51.602	+1.259	10:37:16.251
2	1:50.384	+0.041	10:39:06.635
3	1:51.528	+1.185	10:40:58.163
4	1:51.609	+1.266	10:42:49.772
5	1:54.429	+4.086	10:44:44.201
6	1:50.343		10:46:34.544
7	2:08.331	+17.988	10:48:42.875

Lap	Lap Tm	Diff	Time of Day
(7) Federic Champagne			
1	2:00.256	+8.829	10:37:02.516
2	1:54.643	+3.216	10:38:57.159
3	1:51.427		10:40:48.586
4	1:56.775	+5.348	10:42:45.361
5	1:58.213	+6.786	10:44:43.574
6	2:08.590	+17.163	10:46:52.164
7	2:08.902	+17.475	10:49:01.066

Lap	Lap Tm	Diff	Time of Day
(65) Coma Salvans, Ricard			
1	1:53.688	+2.082	10:36:15.105
2	1:53.451	+1.845	10:38:08.556
3	1:51.606		10:40:00.162
4	1:54.754	+3.148	10:41:54.916
5	1:52.419	+0.813	10:43:47.335
6	1:52.491	+0.885	10:45:39.826
7	1:53.682	+2.076	10:47:33.508
8	2:22.852	+31.246	10:49:56.360

Lap	Lap Tm	Diff	Time of Day
(80) Brutau Xarrie, Oriol			
1	1:55.033	+1.884	10:36:44.242
2	1:53.149		10:38:37.391
3	1:53.877	+0.728	10:40:31.268
4	1:56.895	+3.746	10:42:28.163
5	1:55.553	+2.404	10:44:23.716
6	1:58.972	+5.823	10:46:22.688
7	1:53.804	+0.655	10:48:16.492
8	1:54.073	+0.924	10:50:10.565

Lap	Lap Tm	Diff	Time of Day
(75) Oliveras, Imma			
1	1:56.681	+2.514	10:36:28.561
2	1:57.403	+3.236	10:38:25.964
3	2:04.499	+10.332	10:40:30.463
4	2:00.003	+5.836	10:42:30.466
5	1:57.370	+3.203	10:44:27.836
6	1:55.954	+1.787	10:46:23.790
7	1:54.167		10:48:17.957
8	1:54.903	+0.736	10:50:12.860
9	1:54.285	+0.118	10:52:07.145

Lap	Lap Tm	Diff	Time of Day
(83) Carrillo Comas, Genis			
1	2:04.139	+9.397	10:39:55.462
2	1:58.373	+3.631	10:41:53.835
3	1:58.174	+3.432	10:43:52.009
4	1:55.265	+0.523	10:45:47.274
5	1:58.056	+3.314	10:47:45.330
6	1:58.619	+3.877	10:49:43.949
7	1:54.742		10:51:38.691

Lap	Lap Tm	Diff	Time of Day
(71) Le Nicolas, Tangy			
1	1:55.875	+0.211	10:35:29.694
2	1:56.699	+1.035	10:37:26.393
3	1:55.664		10:39:22.057
4	1:57.260	+1.596	10:41:19.317
5	4:06.111	+2:10.447	10:45:25.428
6	1:57.939	+2.275	10:47:23.367
7	1:57.811	+2.147	10:49:21.178

Lap	Lap Tm	Diff	Time of Day
(66) Figus Canal, Albert			
1	2:02.285	+6.282	10:36:16.797
2	2:05.020	+9.017	10:38:21.817
3	4:41.027	+2:45.024	10:43:02.844
4	1:58.386	+2.383	10:45:01.230
5	1:56.858	+0.855	10:46:58.088
6	2:32.820	+36.817	10:49:30.908
7	1:56.003		10:51:26.911

Lap	Lap Tm	Diff	Time of Day
(17) Bruch Ambros, Josep			
1			

Motocros - MX Vidreres

CLASSIQUES

Circuit de Vi 2,000 km

Entrenaments Qualificatius

25/11/2018 10:00

Classificació (20:00 Temps) started at 10:31:24

Lap	Lap Tm	Diff	Time of Day
7	2:13.156	+16.987	10:48:38.125
(55) Brualla, Michel			
1	2:02.583	+4.838	10:36:36.018
2	2:03.912	+6.167	10:38:39.930
3	2:03.003	+5.258	10:40:42.933
4	2:02.172	+4.427	10:42:45.105
5	2:04.115	+6.370	10:44:49.220
6	2:01.702	+3.957	10:46:50.922
7	2:02.414	+4.669	10:48:53.336
8	1:57.745		10:50:51.081
9	1:58.613	+0.868	10:52:49.694
(25) Plantivaux, Bruno			
1	2:01.686	+3.520	10:36:20.381
2	1:58.166		10:38:18.547
3	1:58.548	+0.382	10:40:17.095
4	2:32.302	+34.136	10:42:49.397
5	2:05.738	+7.572	10:44:55.135
6	2:01.273	+3.107	10:46:56.408
7	2:02.214	+4.048	10:48:58.622
(67) Blanco Casellas, Joan			
1	2:04.742	+5.688	10:35:56.258
2	2:00.500	+1.446	10:37:56.758
3	2:00.344	+1.290	10:39:57.102
4	2:04.872	+5.818	10:42:01.974
5	2:02.291	+3.237	10:44:04.265
6	2:01.451	+2.397	10:46:05.716
7	1:59.054		10:48:04.770
8	2:01.298	+2.244	10:50:06.068
9	2:01.070	+2.016	10:52:07.138
(929) Orrit Torres, Biel			
1	1:59.328		10:36:04.803
2	2:11.580	+12.252	10:38:16.383
3	2:05.882	+6.554	10:40:22.265
4	2:10.132	+10.804	10:42:32.397
5	2:41.526	+42.198	10:45:13.923
6	2:29.346	+30.018	10:47:43.269
(50) Puig Campà, Jordi			
1	2:02.732	+0.455	10:36:03.991
2	2:11.245	+8.968	10:38:15.236
3	2:05.849	+3.572	10:40:21.085
4	2:05.506	+3.229	10:42:26.591
5	2:03.171	+0.894	10:44:29.762
6	2:02.277		10:46:32.039
7	2:07.664	+5.387	10:48:39.703
8	2:03.135	+0.858	10:50:42.838
9	2:04.504	+2.227	10:52:47.342
(177) Stradella, Alain			
1	2:18.742		10:38:01.539
2	2:22.486	+3.744	10:40:24.025
(57) Oliveras, Joan			
1	2:25.532	+3.813	10:37:40.087
2	2:22.802	+1.083	10:40:02.889
3	2:22.055	+0.336	10:42:24.944
4	2:28.675	+6.956	10:44:53.619
5	2:21.719		10:47:15.338
6	2:26.210	+4.491	10:49:41.548

Lap	Lap Tm	Diff	Time of Day
-----	--------	------	-------------

Lap	Lap Tm	Diff	Time of Day
-----	--------	------	-------------

Motocros - MX Vidreres

MX50

Circuit de Vi 2,000 km

Classificació Final

Pos.	Núm.	Pilot	Llicència	R1.	R2.	Total Punts
50-deb						
1	5	Sabate Arcas, Pau	1585-B-138217-B	25	25	50
2	28	Fernandez, Joan	110411100417-	20	20	40
3	523	Sarafanov Kusen, Dimitri	138731-L	13	16	29
4	222	Estevez Flo, Aleix	1554-GI	16	13	29
5	10	Blanchez, Soan		10	11	21
6	112	Garcia, Léo	110411100417-	11	9	20
7	11	Closa Maso, Jan	139128-GI	9	10	19
8	41	Umbert Gassio, Carles	1990-B	8	8	16
9	93	Umbert Gassio, Joan	1989-B/139044-B	7	7	14

50cc

1	77	Rubio Cabalgante, Eric	1205-B/137049-B	25	25	50
2	9	Soler , Didac	17186-B	16	20	36
3	94	Vilarnau Sillero, Jordi	1709-B/136958- B	20	16	36
4	6	Valencia Bermejo, Dani	1739-B/137165-T	13	0	13

Motocros - MX Vidreres

classificat per voltes

MX50

Circuit de Vi 2,000 km

Carrera 1

25/11/2018 11:14

Cursa (15:00 i 2 Voltes) started at 11:48:13

Pos.	Núm.	Pilot	Voltes	Total Ts	Dif	Millor Tm	Categoria	Punts
1	77	Rubio Cabalgante, Eric	9	19:19.530		1:54.804	50cc	25
2	94	Vilarnau Sillero, Jordi	9	19:24.477	4.947	1:55.057	50cc	20
3	9	Soler , Didac	9	19:39.161	19.631	1:54.976	50cc	16
4	6	Valencia Bermejo, Dani	9	20:05.113	45.583	1:57.903	50cc	13
5	5	Sabate Arcas, Pau	9	20:07.683	48.153	1:57.136	50-deb	25
6	28	Fernandez, Joan	9	20:58.928	1:39.398	2:04.327	50-deb	20
7	222	Estevez Flo, Aleix	9	21:00.328	1:40.798	2:04.022	50-deb	16
8	523	Sarafanov Kusen, Dimitri	9	21:14.724	1:55.194	2:05.999	50-deb	13
9	112	Garcia, Léo	8	20:07.227	1 Volta	2:09.843	50-deb	11
10	10	Blanchez, Soan	8	20:57.067	1 Volta	2:17.323	50-deb	10
11	11	Closa Maso, Jan	8	21:33.430	1 Volta	2:11.162	50-deb	9
12	41	Umbert Gassio, Carles	7	19:32.640	2 Voltes	2:18.873	50-deb	8
13	93	Umbert Gassio, Joan	6	19:40.783	3 Voltes	2:44.754	50-deb	7

Marge de victòria	Velocitat mitja	Millor temps de volta	Millor vel.	Millor volta per
4.947	55,885	1:54.804	62,716	77 - Rubio Cabalgante, Eric

Cap de cronometratge / Director de Cursa / President del Jurat

Orbits

Motocros - MX Vidreres

classificat per voltes

MX50

Circuit de Vi 2,000 km

Carrera 1

25/11/2018 11:14

Cursa (15:00 i 2 Voltes) started at 11:48:13

Pos.	Núm.	Pilot	Voltes	Total Ts	Dif	Millor Tm	Categoria	Punts
50-deb								
1	5	Sabate Arcas, Pau	9	20:07.683		1:57.136	50-deb	25
2	28	Fernandez, Joan	9	20:58.928	51.245	2:04.327	50-deb	20
3	222	Estevez Flo, Aleix	9	21:00.328	52.645	2:04.022	50-deb	16
4	523	Sarafanov Kusen, Dimitri	9	21:14.724	1:07.041	2:05.999	50-deb	13
5	112	Garcia, Léo	8	20:07.227	1 Volta	2:09.843	50-deb	11
6	10	Blanchez, Soan	8	20:57.067	1 Volta	2:17.323	50-deb	10
7	11	Closa Maso, Jan	8	21:33.430	1 Volta	2:11.162	50-deb	9
8	41	Umbert Gassio, Carles	7	19:32.640	2 Voltes	2:18.873	50-deb	8
9	93	Umbert Gassio, Joan	6	19:40.783	3 Voltes	2:44.754	50-deb	7

50cc

1	77	Rubio Cabalgante, Eric	9	19:19.530		1:54.804	50cc	25
2	94	Vilarnau Sillero, Jordi	9	19:24.477	4.947	1:55.057	50cc	20
3	9	Soler , Didac	9	19:39.161	19.631	1:54.976	50cc	16
4	6	Valencia Bermejo, Dani	9	20:05.113	45.583	1:57.903	50cc	13

Marge de victòria	Velocitat mitja	Millor temps de volta	Millor vel.	Millor volta per
4.947	55,885	1:54.804	62,716	77 - Rubio Cabalgante, Eric

Cap de cronometratge / Director de Cursa / President del Jurat

Orbits

Motocros - MX Vidreres

Volta a volta


MX50

Circuit de Vi 2,000 km

Carrera 1

25/11/2018 11:14

Cursa (15:00 i 2 Voltes) started at 11:48:13



Competidors	Voltes										
	0	1	2	3	4	5	6	7	8	9	
Rubio Cabalgante, Eric (77)	1	77	77	77	77	77	77	77	77	77	77
Valencia Bermejo, Dani (6)	2	6	94	94	94	94	94	94	94	94	94
Vilarnau Sillero, Jordi (94)	3	94	5	9	9	9	9	9	9	9	9
Sabate Arcas, Pau (5)	4	5	9	5	5	5	6	6	6	6	6
Soler , Didac (9)	5	9	6	6	6	6	5	5	5	5	5
Sarafanov Kusen, Dimitri (523)	6	523	523	28	28	28	28	28	28	28	28
Fernandez, Joan (28)	7	28	28	523	222	222	222	222	222	222	222
Blanchez, Soan (10)	8	10	222	222	523	523	523	523	523	523	523
Estevez Flo, Aleix (222)	9	222	10	112	112	112	112	112	112	112	112
Closa Maso, Jan (11)	10	11	112	10	10	10	10	11	11	10	10
Garcia, Léo (112)	11	112	11	11	11	11	11	10	10	11	11
Umbert Gassio, Carles (41)	12	41	41	41	41	41	41	41	41	41	41
Umbert Gassio, Joan (93)	13	93	93	93	93	93	93	93	93	93	93

Motocros - MX Vidreres

MX50

Circuit de Vi 2,000 km

Carrera 1

25/11/2018 11:14

Cursa (15:00 i 2 Voltes) started at 11:48:13

Lap	Lap Tm	Diff	Time of Day
(77) Rubio Cabalgante, Eric			
1	1:58.950	+4.146	11:52:03.828
2	1:57.378	+2.574	11:54:01.206
3	1:55.848	+1.044	11:55:57.054
4	1:54.873	+0.069	11:57:51.927
5	1:54.804		11:59:46.731
6	1:55.533	+0.729	12:01:42.264
7	1:56.699	+1.895	12:03:38.963
8	1:56.296	+1.492	12:05:35.259
9	1:57.719	+2.915	12:07:32.978

Lap	Lap Tm	Diff	Time of Day
(94) Vilarnau Sillero, Jordi			
1	1:58.042	+2.985	11:52:05.995
2	1:56.480	+1.423	11:54:02.475
3	1:56.052	+0.995	11:55:58.527
4	1:57.048	+1.991	11:57:55.575
5	1:55.750	+0.693	11:59:51.325
6	1:55.057		12:01:46.382
7	1:56.439	+1.382	12:03:42.821
8	1:56.543	+1.486	12:05:39.364
9	1:58.561	+3.504	12:07:37.925

Lap	Lap Tm	Diff	Time of Day
(9) Soler , Didac			
1	1:57.765	+2.789	11:52:10.458
2	1:54.976		11:54:05.434
3	1:56.834	+1.858	11:56:02.268
4	1:56.461	+1.485	11:57:58.729
5	1:56.096	+1.120	11:59:54.825
6	1:59.705	+4.729	12:01:54.530
7	1:59.883	+4.907	12:03:54.413
8	1:58.688	+3.712	12:05:53.101
9	1:59.508	+4.532	12:07:52.609

Lap	Lap Tm	Diff	Time of Day
(6) Valencia Bermejo, Dani			
1	2:13.047	+15.144	11:52:19.057
2	1:59.806	+1.903	11:54:18.863
3	2:01.538	+3.635	11:56:20.401
4	2:01.771	+3.868	11:58:22.172
5	1:58.893	+0.990	12:00:21.065
6	1:58.968	+1.065	12:02:20.033
7	1:57.903		12:04:17.936
8	2:00.889	+2.986	12:06:18.825
9	1:59.736	+1.833	12:08:18.561

Lap	Lap Tm	Diff	Time of Day
(5) Sabate Arcas, Pau			
1	1:57.136		11:52:08.078
2	1:59.137	+2.001	11:54:07.215
3	1:58.268	+1.132	11:56:05.483
4	2:15.778	+18.642	11:58:21.261
5	2:01.133	+3.997	12:00:22.394
6	2:00.081	+2.945	12:02:22.475
7	2:01.340	+4.204	12:04:23.815
8	1:58.561	+1.425	12:06:22.376
9	1:58.755	+1.619	12:08:21.131

Lap	Lap Tm	Diff	Time of Day
(28) Fernandez, Joan			
1	2:10.419	+6.092	11:52:30.732
2	2:07.472	+3.145	11:54:38.204
3	2:06.460	+2.133	11:56:44.664
4	2:04.452	+0.125	11:58:49.116
5	2:05.658	+1.331	12:00:54.774
6	2:04.408	+0.081	12:02:59.182
7	2:04.327		12:05:03.509
8	2:04.445	+0.118	12:07:07.954
9	2:04.422	+0.095	12:09:12.376

Lap	Lap Tm	Diff	Time of Day
(222) Estevez Flo, Aleix			
1	2:06.197	+2.175	11:52:33.582
2	2:07.129	+3.107	11:54:40.711
3	2:05.402	+1.380	11:56:46.113
4	2:05.565	+1.543	11:58:51.678
5	2:04.488	+0.466	12:00:56.166
6	2:04.284	+0.262	12:03:00.450
7	2:04.456	+0.434	12:05:04.906
8	2:04.848	+0.826	12:07:09.754
9	2:04.022		12:09:13.776

Lap	Lap Tm	Diff	Time of Day
(523) Sarafanov Kusen, Dimitri			
1	2:09.343	+3.344	11:52:27.312
2	2:11.857	+5.858	11:54:39.169
3	2:07.627	+1.628	11:56:46.796
4	2:06.453	+0.454	11:58:53.249
5	2:06.656	+0.657	12:00:59.905
6	2:05.999		12:03:05.904
7	2:07.322	+1.323	12:05:13.226
8	2:07.335	+1.336	12:07:20.561
9	2:07.611	+1.612	12:09:28.172

Lap	Lap Tm	Diff	Time of Day
(112) Garcia, Léo			
1	2:17.399	+7.556	11:52:48.286
2	2:09.843		11:54:58.129
3	2:11.440	+1.597	11:57:09.569
4	2:12.688	+2.845	11:59:22.257
5	2:13.295	+3.452	12:01:35.552
6	2:15.230	+5.387	12:03:50.782
7	2:14.311	+4.468	12:06:05.093
8	2:15.582	+5.739	12:08:20.675

Lap	Lap Tm	Diff	Time of Day
(10) Blanchet, Soan			
1	2:19.878	+2.555	11:52:46.334
2	2:21.825	+4.502	11:55:08.159
3	2:22.253	+4.930	11:57:30.412
4	2:22.547	+5.224	11:59:52.959
5	2:20.535	+3.212	12:02:13.494
6	2:20.210	+2.887	12:04:33.704
7	2:17.323		12:06:51.027
8	2:19.488	+2.165	12:09:10.515

Lap	Lap Tm	Diff	Time of Day
(11) Closa Maso, Jan			
1	2:23.526	+12.364	11:52:53.874
2	2:23.116	+11.954	11:55:16.990
3	2:21.078	+9.916	11:57:38.068
4	2:19.087	+7.925	11:59:57.155
5	2:17.165	+6.003	12:02:14.320
6	2:19.106	+7.944	12:04:33.426
7	2:11.162		12:06:44.588
8	3:02.290	+51.128	12:09:46.878

Lap	Lap Tm	Diff	Time of Day
(41) Umbert Gassio, Carles			
1	2:26.733	+7.860	11:53:01.543
2	2:27.656	+8.783	11:55:29.199
3	2:25.916	+7.043	11:57:55.115
4	2:31.042	+12.169	12:00:26.157
5	2:32.515	+13.642	12:02:58.672
6	2:28.543	+9.670	12:05:27.215
7	2:18.873		12:07:46.088

Lap	Lap Tm	Diff	Time of Day
(93) Umbert Gassio, Joan			
1	2:44.754		11:53:32.477
2	2:49.851	+5.097	11:56:22.328
3	2:51.155	+6.401	11:59:13.483

Motocros - MX Vidreres

classificat per voltes

Pos.	Núm.	Pilot	Voltes	Total Ts	Dif	Millor Tm	Categoria	Punts
MX50			Circuit de Vi 2,000 km					
Carrera 2			25/11/2018 13:19					
Cursa (10:00 i 2 Voltes) started at 13:53:37								
1	77	Rubio Cabalgante, Eric	7	15:31.502		1:56.323	50cc	25
2	9	Soler , Didac	7	15:34.234	2.732	1:55.049	50cc	20
3	94	Vilarnau Sillero, Jordi	7	15:49.294	17.792	1:57.403	50cc	16
4	5	Sabate Arcas, Pau	7	16:24.667	53.165	1:56.331	50-deb	25
5	28	Fernandez, Joan	7	16:50.902	1:19.400	2:03.466	50-deb	20
6	523	Sarafanov Kusen, Dimitri	7	16:51.721	1:20.219	2:02.810	50-deb	16
7	222	Estevez Flo, Aleix	7	16:52.765	1:21.263	2:02.646	50-deb	13
8	10	Blanchez, Soan	7	17:37.899	2:06.397	2:10.529	50-deb	11
9	11	Closa Maso, Jan	6	15:50.912	1 Volta	2:13.579	50-deb	10
10	112	Garcia, Léo	6	16:20.705	1 Volta	2:12.571	50-deb	9
11	41	Umbert Gassio, Carles	6	17:28.281	1 Volta	2:29.308	50-deb	8
12	93	Umbert Gassio, Joan	5	16:27.566	2 Voltes	2:40.398	50-deb	7
No classificat								
NT	6	Valencia Bermejo, Dani	1	3:50.197	NT	1:56.325	50cc	0

Marge de victòria	Velocitat mitja	Millor temps de volta	Millor vel.	Millor volta per
2.732	54,106	1:55.049	62,582	9 - Soler , Didac

Cap de cronometratge / Director de Cursa / President del Jurat Orbits

Motocros - MX Vidreres

classificat per voltes

MX50

Circuit de Vi 2,000 km

Carrera 2

25/11/2018 13:19

Cursa (10:00 i 2 Voltes) started at 13:53:37

Pos.	Núm.	Pilot	Voltes	Total Ts	Dif	Millor Tm	Categoria	Punts
50-deb								
1	5	Sabate Arcas, Pau	7	16:24.667		1:56.331	50-deb	25
2	28	Fernandez, Joan	7	16:50.902	26.235	2:03.466	50-deb	20
3	523	Sarafanov Kusen, Dimitri	7	16:51.721	27.054	2:02.810	50-deb	16
4	222	Estevez Flo, Aleix	7	16:52.765	28.098	2:02.646	50-deb	13
5	10	Blanchez, Soan	7	17:37.899	1:13.232	2:10.529	50-deb	11
6	11	Closa Maso, Jan	6	15:50.912	1 Volta	2:13.579	50-deb	10
7	112	Garcia, Léo	6	16:20.705	1 Volta	2:12.571	50-deb	9
8	41	Umbert Gassio, Carles	6	17:28.281	1 Volta	2:29.308	50-deb	8
9	93	Umbert Gassio, Joan	5	16:27.566	2 Voltes	2:40.398	50-deb	7
50cc								
1	77	Rubio Cabalgante, Eric	7	15:31.502		1:56.323	50cc	25
2	9	Soler , Didac	7	15:34.234	2.732	1:55.049	50cc	20
3	94	Vilarnau Sillero, Jordi	7	15:49.294	17.792	1:57.403	50cc	16
No classificat								
NT	6	Valencia Bermejo, Dani	1	3:50.197	NT	1:56.325	50cc	0

Marge de victòria

Velocitat mitja

Millor temps de volta Millor vel.

Millor volta per

2.732

54,106

1:55.049

62,582

9 - Soler , Didac

Cap de cronometratge / Director de Cursa / President del Jurat

Orbits

Motocros - MX Vidreres

Volta a volta


MX50

Circuit de Vi 2,000 km

Carrera 2

25/11/2018 13:19

Cursa (10:00 i 2 Voltes) started at 13:53:37



Competidors	Voltes								
	0	1	2	3	4	5	6	7	
Rubio Cabalgante, Eric (77)	1	77	77	77	77	77	77	77	77
Sabate Arcas, Pau (5)	2	5	5	5	94	9	9	9	9
Vilarnau Sillero, Jordi (94)	3	94	6	94	9	94	94	94	94
Valencia Bermejo, Dani (6)	4	6	94	9	5	5	5	5	5
Soler , Didac (9)	5	9	9	523	523	523	28	28	28
Sarafanov Kusen, Dimitri (523)	6	523	523	28	222	222	523	523	523
Blanchez, Soan (10)	7	10	10	10	28	28	222	222	222
Estevez Flo, Aleix (222)	8	222	222	222	10	10	10	10	10
Closa Maso, Jan (11)	9	11	28	11	11	11	11	11	11
Fernandez, Joan (28)	10	28	112	112	112	112	112	112	112
Garcia, Léo (112)	11	112	11	41	41	41	41	41	41
Umbert Gassio, Carles (41)	12	41	41	93	93	93	93	93	93
Umbert Gassio, Joan (93)	13	93	93						

Motocros - MX Vidreres

MX50

Circuit de Vi 2,000 km

Carrera 2

25/11/2018 13:19

Cursa (10:00 i 2 Voltes) started at 13:53:37

Lap	Lap Tm	Diff	Time of Day
(77) Rubio Cabalgante, Eric			
1	1:58.415	+2.092	13:57:25.147
2	1:56.519	+0.196	13:59:21.666
3	1:56.323		14:01:17.989
4	1:56.802	+0.479	14:03:14.791
5	1:57.608	+1.285	14:05:12.399
6	1:57.986	+1.663	14:07:10.385
7	1:58.611	+2.288	14:09:08.996

Lap	Lap Tm	Diff	Time of Day
(9) Soler, Didac			
1	1:58.963	+3.914	13:57:31.509
2	1:57.846	+2.797	13:59:29.355
3	1:57.788	+2.739	14:01:27.143
4	1:56.135	+1.086	14:03:23.278
5	1:55.049		14:05:18.327
6	1:56.462	+1.413	14:07:14.789
7	1:56.939	+1.890	14:09:11.728

Lap	Lap Tm	Diff	Time of Day
(94) Vilarnau Sillero, Jordi			
1	1:58.488	+1.085	13:57:28.861
2	1:58.532	+1.129	13:59:27.393
3	1:58.910	+1.507	14:01:26.303
4	1:58.891	+1.488	14:03:25.194
5	1:57.403		14:05:22.597
6	2:02.064	+4.661	14:07:24.661
7	2:02.127	+4.724	14:09:26.788

Lap	Lap Tm	Diff	Time of Day
(5) Sabate Arcas, Pau			
1	1:57.051	+0.720	13:57:26.468
2	1:56.331		13:59:22.799
3	2:10.084	+13.753	14:01:32.883
4	2:01.675	+5.344	14:03:34.558
5	2:02.120	+5.789	14:05:36.678
6	2:01.712	+5.381	14:07:38.390
7	2:23.771	+27.440	14:10:02.161

Lap	Lap Tm	Diff	Time of Day
(28) Fernandez, Joan			
1	2:04.512	+1.046	13:57:52.026
2	2:05.739	+2.273	13:59:57.765
3	2:12.931	+9.465	14:02:10.696
4	2:04.199	+0.733	14:04:14.895
5	2:03.466		14:06:18.361
6	2:04.351	+0.885	14:08:22.712
7	2:05.684	+2.218	14:10:28.396

Lap	Lap Tm	Diff	Time of Day
(523) Sarafanov Kusen, Dimitri			
1	2:07.777	+4.967	13:57:44.825
2	2:10.842	+8.032	13:59:55.667
3	2:08.791	+5.981	14:02:04.458
4	2:07.367	+4.557	14:04:11.825
5	2:07.325	+4.515	14:06:19.150
6	2:07.255	+4.445	14:08:26.405
7	2:02.810		14:10:29.215

Lap	Lap Tm	Diff	Time of Day
(222) Estevez Flo, Aleix			
1	2:07.555	+4.909	13:57:51.622
2	2:10.894	+8.248	14:00:02.516
3	2:05.352	+2.706	14:02:07.868
4	2:04.982	+2.336	14:04:12.850
5	2:07.668	+5.022	14:06:20.518
6	2:07.095	+4.449	14:08:27.613
7	2:02.646		14:10:30.259

Lap	Lap Tm	Diff	Time of Day
(10) Blanchet, Soan			
1	2:10.529		13:57:50.317

Lap	Lap Tm	Diff	Time of Day
2	2:11.189	+0.660	14:00:01.506
3	2:15.208	+4.679	14:02:16.714
4	2:14.859	+4.330	14:04:31.573
5	2:15.841	+5.312	14:06:47.414
6	2:13.641	+3.112	14:09:01.055
7	2:14.338	+3.809	14:11:15.393

Lap	Lap Tm	Diff	Time of Day
(11) Closa Maso, Jan			
1	2:17.004	+3.425	13:58:03.924
2	2:18.238	+4.659	14:00:22.162
3	2:19.911	+6.332	14:02:42.073
4	2:17.664	+4.085	14:04:59.737
5	2:13.579		14:07:13.316
6	2:15.090	+1.511	14:09:28.406

Lap	Lap Tm	Diff	Time of Day
(112) Garcia, Léo			
1	2:12.571		13:58:01.485
2	2:48.581	+36.010	14:00:50.066
3	2:15.389	+2.818	14:03:05.455
4	2:16.417	+3.846	14:05:21.872
5	2:16.347	+3.776	14:07:38.219
6	2:19.980	+7.409	14:09:58.199

Lap	Lap Tm	Diff	Time of Day
(41) Umbert Gassio, Carles			
1	2:29.308		13:58:23.673
2	2:32.019	+2.711	14:00:55.692
3	2:33.960	+4.652	14:03:29.652
4	2:31.327	+2.019	14:06:00.979
5	2:34.083	+4.775	14:08:35.062
6	2:30.713	+1.405	14:11:05.775

Lap	Lap Tm	Diff	Time of Day
(93) Umbert Gassio, Joan			
1	2:59.593	+19.195	13:59:09.900
2	2:45.632	+5.234	14:01:55.532
3	2:44.748	+4.350	14:04:40.280
4	2:40.398		14:07:20.678
5	2:44.382	+3.984	14:10:05.060

Lap	Lap Tm	Diff	Time of Day
(6) Valencia Bermejo, Dani			
1	1:56.325		13:57:27.691

Motocros - MX Vidreres

Ordenat per la volta més ràpida

MX50

Circuit de Vi 2,000 km

Entrenaments Qualificatius

25/11/2018 09:41

Classificació (15:00 Temps) started at 10:11:52

Pos.	Núm.	Nom	Millor Tm	Dif	En volta	2° Millor classe
1	77	Rubio Cabalgante, Eric	1:55.620		7	1:57.056 50cc
2	94	Vilarnau Sillero, Jordi	1:57.299	1.679	7	1:58.539 50cc
3	6	Valencia Bermejo, Dani	2:00.626	5.006	4	2:01.188 50cc
4	9	Soler , Didac	2:02.988	7.368	2	2:03.843 50cc
5	5	Sabate Arcas, Pau	2:03.638	8.018	6	2:03.838 50-deb
6	28	Fernandez, Joan	2:07.970	12.350	4	2:10.121 50-deb
7	523	Sarafanov Kusen, Dimitri	2:11.835	16.215	4	2:13.284 50-deb
8	222	Estevez Flo, Aleix	2:12.839	17.219	5	2:12.979 50-deb
9	112	Garcia, Léo	2:16.842	21.222	3	3:02.932 50-deb
10	10	Blanchez, Soan	2:25.239	29.619	5	2:25.267 50-deb
11	11	Closa Maso, Jan	2:26.729	31.109	2	2:29.151 50-deb
12	93	Umbert Gassio, Joan	2:47.926	52.306	3	2:49.459 50-deb
13	41	Umbert Gassio, Carles	2:49.030	53.410	3	2:50.322 50-deb

Motocros - MX Vidreres

MX50

Circuit de Vi 2,000 km

Entrenaments Qualificatius

25/11/2018 09:41

Classificació (15:00 Temps) started at 10:11:52

Lap	Lap Tm	Diff	Time of Day
(77) Rubio Cabalgante, Eric			
1	1:57.712	+2.092	10:16:04.307
2	1:57.944	+2.324	10:18:02.251
3	2:00.071	+4.451	10:20:02.322
4	2:08.899	+13.279	10:22:11.221
5	1:58.686	+3.066	10:24:09.907
6	1:57.056	+1.436	10:26:06.963
7	1:55.620		10:28:02.583

(94) Vilarnau Sillero, Jordi			
1	1:59.514	+2.215	10:16:05.498
2	2:00.672	+3.373	10:18:06.170
3	2:01.652	+4.353	10:20:07.822
4	2:00.766	+3.467	10:22:08.588
5	1:59.490	+2.191	10:24:08.078
6	1:58.539	+1.240	10:26:06.617
7	1:57.299		10:28:03.916

(6) Valencia Bermejo, Dani			
1	2:08.767	+8.141	10:16:13.159
2	2:03.422	+2.796	10:18:16.581
3	2:03.351	+2.725	10:20:19.932
4	2:00.626		10:22:20.558
5	2:03.573	+2.947	10:24:24.131
6	2:06.555	+5.929	10:26:30.686
7	2:01.188	+0.562	10:28:31.874

(9) Soler , Didac			
1	2:05.358	+2.370	10:16:33.481
2	2:02.988		10:18:36.469
3	2:04.155	+1.167	10:20:40.624
4	2:05.427	+2.439	10:22:46.051
5	2:03.843	+0.855	10:24:49.894
6	2:05.359	+2.371	10:26:55.253

(5) Sabate Arcas, Pau			
1	2:12.666	+9.028	10:16:49.782
2	2:04.557	+0.919	10:18:54.339
3	2:05.702	+2.064	10:21:00.041
4	2:04.687	+1.049	10:23:04.728
5	2:03.838	+0.200	10:25:08.566
6	2:03.638		10:27:12.204

(28) Fernandez, Joan			
1	2:18.464	+10.494	10:16:51.688
2	2:14.304	+6.334	10:19:05.992
3	2:10.121	+2.151	10:21:16.113
4	2:07.970		10:23:24.083
5	2:12.290	+4.320	10:25:36.373
6	2:11.183	+3.213	10:27:47.556

(523) Sarafanov Kusen, Dimitri			
1	2:20.428	+8.593	10:16:59.247
2	2:15.152	+3.317	10:19:14.399
3	2:13.284	+1.449	10:21:27.683
4	2:11.835		10:23:39.518
5	2:29.127	+17.292	10:26:08.645
6	2:25.346	+13.511	10:28:33.991

(222) Estevez Flo, Aleix			
1	2:21.900	+9.061	10:16:58.359
2	2:14.883	+2.044	10:19:13.242
3	2:13.505	+0.666	10:21:26.747
4	2:15.873	+3.034	10:23:42.620
5	2:12.839		10:25:55.459

Lap	Lap Tm	Diff	Time of Day
6	2:12.979	+0.140	10:28:08.438

(112) Garcia, Léo			
1	6:49.194	+4.32.352	10:22:38.984
2	3:02.932	+46.090	10:25:41.916
3	2:16.842		10:27:58.758

(10) Blanchez, Soan			
1	2:44.741	+19.502	10:17:40.788
2	2:26.127	+0.888	10:20:06.915
3	2:26.765	+1.526	10:22:33.680
4	2:25.267	+0.028	10:24:58.947
5	2:25.239		10:27:24.186

(11) Closa Maso, Jan			
1	2:33.948	+7.219	10:17:47.557
2	2:26.729		10:20:14.286
3	2:31.299	+4.570	10:22:45.585
4	2:32.952	+6.223	10:25:18.537
5	2:29.151	+2.422	10:27:47.688

(93) Umbert Gassio, Joan			
1	2:51.903	+3.977	10:18:29.566
2	2:49.459	+1.533	10:21:19.025
3	2:47.926		10:24:06.951

(41) Umbert Gassio, Carles			
1	2:59.875	+10.845	10:18:02.771
2	2:50.322	+1.292	10:20:53.093
3	2:49.030		10:23:42.123
4	3:21.351	+32.321	10:27:03.474

Motocros - MX Vidreres

MX65

Circuit de Vi 2,000 km

Classificació Final

Pos.	Núm.	Pilot	Llicència	R1.	R2.	Total Punts
1	217	Polvillo Muñoz, Ivan	1443-GI/136944-GI	25	25	50
2	94	Lopez Llagostera, Alex	919-B/137172-B	16	16	32
3	121	Gardoy, Gorka	137436-GI	10	20	30
4	41	Guerrero Alemany, Pol	1965-B/137111-B	20	10	30
5	23	Liñan, Alejandro	137461-B	11	13	24
6	137	Rednic Alecu, Raul Adrian	1729-L/137485-L	13	11	24
7	231	Ot Marin		9	8	17
8	790	Pavon, Omar	1777-B/137458-B	7	9	16
9	19	Garcia Torrecillas, Joan	1794-GI/137289B	6	7	13
10	2	Gonzalez Martin, Pedro	137398B	5	6	11
11	96	Chogri Gomez, Unai	137242-B	8	3	11
12	36	Roussel, Tom	293836-	3	5	8
13	81	Vansteenbrugghe, Ianis		2	4	6
14	9	Cuesta Lera, Hugo	795-B/ 137121-B	4	--	4
15	312	Sarda Olive, Jordi	1857-B/137096-B	1	2	3
16	21	Cros Martínez, Pol	137462-B	1	1	2
17	4	Poll		1	1	2
18	91	Martinez Gonzalez, Jaume	137293-B	1	1	2
19	26	Serran, Theo		1	1	2
20	65	Barris, Simon		1	1	2
21	77	Lopez Ribas, Max	26071202-N	1	1	2
22	5	Le Guerch, Hugo	309438-	1	1	2
23	25	Viñas, Ylenzo		1	1	2

Motocros - MX Vidreres

classificat per voltes

MX65

Circuit de Vi 2,000 km

Carrera 1

25/11/2018 10:51

Cursa (15:00 i 2 Voltes) started at 11:25:28

Pos.	Núm.	Pilot	Voltes	Total Ts	Dif	Millor Tm	Categoria	Punts
1	217	Polvillo Muñoz, Ivan	10	18:42.095		1:40.499	65cc	25
2	41	Guerrero Alemany, Pol	10	18:58.360	16.265	1:41.655	65cc	20
3	94	Lopez Llagostera, Alex	10	18:59.220	17.125	1:43.240	65cc	16
4	137	Rednic Alecu, Raul Adrian	10	19:01.005	18.910	1:42.038	65cc	13
5	23	Liñan, Alejandro	10	19:01.980	19.885	1:43.144	65cc	11
6	121	Gardoy, Gorka	10	19:17.122	35.027	1:43.816	65cc	10
7	231	Ot Marin	10	19:37.172	55.077	1:44.741	65cc	9
8	96	Chogri Gomez, Unai	10	19:43.526	1:01.431	1:45.877	65cc	8
9	790	Pavon, Omar	10	20:00.420	1:18.325	1:46.534	65cc	7
10	19	Garcia Torrecillas, Joan	10	20:08.773	1:26.678	1:47.080	65cc	6
11	2	Gonzalez Martin, Pedro	10	20:29.785	1:47.690	1:47.672	65cc	5
12	9	Cuesta Lera, Hugo	9	18:55.573	1 Volta	1:51.174	65cc	4
13	36	Roussel, Tom	9	19:00.371	1 Volta	1:52.362	65cc	3
14	81	Vansteenbrugge, Ianis	9	19:33.591	1 Volta	1:53.626	65cc	2
15	21	Cros Martinez, Pol	9	20:05.574	1 Volta	1:57.337	65cc	1
16	26	Serran, Theo	9	20:28.649	1 Volta	2:00.939	65cc	1
17	312	Sarda Olive, Jordi	9	20:35.231	1 Volta	1:56.467	65cc	1
18	91	Martinez Gonzalez, Jaume	8	18:50.890	2 Voltes	2:02.075	65cc	1
19	4	Poll	8	19:00.744	2 Voltes	2:03.289	65cc	1
20	77	Lopez Ribas, Max	8	19:46.100	2 Voltes	2:04.639	65cc	1
21	5	Le Guerch, Hugo	8	19:50.582	2 Voltes	2:07.844	65cc	1
22	65	Barris, Simon	8	20:13.648	2 Voltes	2:04.731	65cc	1
23	25	Viñas, Ylenzo	8	20:14.312	2 Voltes	2:05.864	65cc	1

Marge de victòria	Velocitat mitja	Millor temps de volta	Millor vel.	Millor volta per
16.265	64,166	1:40.499	71,643	217 - Polvillo Muñoz, Ivan

Cap de cronometratge / Director de Cursa / President del Jurat

Orbits

Motocros - MX Vidreres

Volta a volta

MX65

Circuit de Vi 2,000 km

Carrera 1

25/11/2018 10:51

Cursa (15:00 i 2 Voltes) started at 11:25:28

Competidors		Voltes										
		0	1	2	3	4	5	6	7	8	9	10
Polvillo Muñoz, Ivan (217)	1	217	217	217	217	217	217	217	217	217	217	217
Lopez Llagostera, Alex (94)	2	94	94	94	94	94	94	94	94	94	94	41
Rednic Alecu, Raul Adrian (137)	3	137	41	41	41	41	41	137	137	137	41	94
Guerrero Alemany, Pol (41)	4	41	137	137	23	23	137	41	41	41	137	137
Gardoy, Gorka (121)	5	121	121	23	137	137	23	23	23	23	23	23
Liñan, Alejandro (23)	6	23	23	121	121	121	121	121	121	121	121	121
Pavon, Omar (790)	7	790	790	790	790	790	790	790	231	231	231	
Ot Marin (231)	8	231	96	96	96	96	96	231	231	96	96	96
Chogri Gomez, Unai (96)	9	96	231	231	231	231	231	96	96	790	790	790
Roussel, Tom (36)	10	36	36	9	19	19	19	19	19	19	19	19
Cuesta Lera, Hugo (9)	11	9	9	19	9	9	9	9	2	2	2	2
Garcia Torrecillas, Joan (19)	12	19	19	36	36	36	36	2	9	9	9	
Serran, Theo (26)	13	26	81	2	2	2	2	36	36	36	36	
Vansteenbrugghe, Ianis (81)	14	81	26	81	81	81	81	81	81	81	81	
Cros Martínez, Pol (21)	15	21	2	26	21	21	21	21	21	21	21	
Lopez Ribas, Max (77)	16	77	21	21	26	26	26	26	26	26	26	
Martinez Gonzalez, Jaume (91)	17	91	77	91	91	91	91	91	312	312	312	
Poll (4)	18	4	91	77	77	4	312	312	91	91		
Gonzalez Martin, Pedro (2)	19	2	4	4	4	312	4	4	4	4		
Le Guerch, Hugo (5)	20	5	5	312	312	77	77	77	77	77		
Barris, Simon (65)	21	65	312	5	5	5	5	5	5	5		
Sarda Olive, Jordi (312)	22	312	65	65	65	25	65	25	25	65		
Viñas, Ylenzo (25)	23	25	25	25	25	65	25	65	65	25		

Motocros - MX Vidreres

MX65

Circuit de Vi 2,000 km

Carrera 1

25/11/2018 10:51

Cursa (15:00 i 2 Voltes) started at 11:25:28

Lap	Lap Tm	Diff	Time of Day
(217) Polvillo Muñoz, Ivan			
1	1:40.995	+0.496	11:28:45.584
2	1:41.478	+0.979	11:30:27.062
3	1:40.499		11:32:07.561
4	1:43.876	+3.377	11:33:51.437
5	1:42.697	+2.198	11:35:34.134
6	1:43.069	+2.570	11:37:17.203
7	1:42.468	+1.969	11:38:59.671
8	1:42.636	+2.137	11:40:42.307
9	1:43.174	+2.675	11:42:25.481
10	1:45.051	+4.552	11:44:10.532

(41) Guerrero Alemany, Pol			
1	1:42.960	+1.305	11:28:52.945
2	1:44.868	+3.213	11:30:37.813
3	1:44.473	+2.818	11:32:22.286
4	1:43.539	+1.884	11:34:05.825
5	1:43.800	+2.145	11:35:49.625
6	1:44.327	+2.672	11:37:33.952
7	1:43.531	+1.876	11:39:17.483
8	1:45.103	+3.448	11:41:02.586
9	1:42.556	+0.901	11:42:45.142
10	1:41.655		11:44:26.797

(94) Lopez Llagostera, Alex			
1	1:43.957	+0.717	11:28:52.326
2	1:45.199	+1.959	11:30:37.525
3	1:44.056	+0.816	11:32:21.581
4	1:43.408	+0.168	11:34:04.989
5	1:43.756	+0.516	11:35:48.745
6	1:43.383	+0.143	11:37:32.128
7	1:44.664	+1.424	11:39:16.792
8	1:44.375	+1.135	11:41:01.167
9	1:43.250	+0.010	11:42:44.417
10	1:43.240		11:44:27.657

(137) Rednic Alecu, Raul Adrian			
1	1:44.656	+2.618	11:28:53.692
2	1:44.658	+2.620	11:30:38.350
3	1:45.701	+3.663	11:32:24.051
4	1:44.007	+1.969	11:34:08.058
5	1:42.038		11:35:50.096
6	1:42.853	+0.815	11:37:32.949
7	1:44.012	+1.974	11:39:16.961
8	1:44.596	+2.558	11:41:01.557
9	1:44.352	+2.314	11:42:45.909
10	1:43.533	+1.495	11:44:29.442

(23) Liñan, Alejandro			
1	1:43.404	+0.260	11:28:55.788
2	1:43.144		11:30:38.932
3	1:44.789	+1.645	11:32:23.721
4	1:43.668	+0.524	11:34:07.389
5	1:43.503	+0.359	11:35:50.892
6	1:43.777	+0.633	11:37:34.669
7	1:43.233	+0.089	11:39:17.902
8	1:45.724	+2.580	11:41:03.626
9	1:43.147	+0.003	11:42:46.773
10	1:43.644	+0.500	11:44:30.417

(121) Gardoy, Gorka			
1	1:44.230	+0.414	11:28:55.266
2	1:45.527	+1.711	11:30:40.793
3	1:44.523	+0.707	11:32:25.316
4	1:44.823	+1.007	11:34:10.139

5	1:43.953	+0.137	11:35:54.092
6	1:45.309	+1.493	11:37:39.401
7	1:43.823	+0.007	11:39:23.224
8	1:46.274	+2.458	11:41:09.498
9	1:43.816		11:42:53.314
10	1:52.245	+8.429	11:44:45.559

(231) Ot Marin			
1	1:50.561	+5.820	11:29:08.852
2	1:46.492	+1.751	11:30:55.344
3	1:47.045	+2.304	11:32:42.389
4	1:46.013	+1.272	11:34:28.402
5	1:45.653	+0.912	11:36:14.055
6	1:45.425	+0.684	11:37:59.480
7	1:47.498	+2.757	11:39:46.978
8	1:44.741		11:41:31.719
9	1:45.756	+1.015	11:43:17.475
10	1:48.134	+3.393	11:45:05.609

(96) Chogri Gomez, Unai			
1	1:45.877		11:29:04.485
2	1:47.425	+1.548	11:30:51.910
3	1:47.368	+1.491	11:32:39.278
4	1:46.523	+0.646	11:34:25.801
5	1:46.456	+0.579	11:36:12.257
6	1:47.572	+1.695	11:37:59.829
7	1:47.740	+1.863	11:39:47.569
8	1:46.570	+0.693	11:41:34.139
9	1:48.962	+3.085	11:43:23.101
10	1:48.862	+2.985	11:45:11.963

(790) Pavon, Omar			
1	1:47.544	+1.010	11:29:03.283
2	1:48.134	+1.600	11:30:51.417
3	1:46.666	+0.132	11:32:38.083
4	1:46.534		11:34:24.617
5	1:46.834	+0.300	11:36:11.451
6	1:47.030	+0.496	11:37:58.481
7	1:47.208	+0.674	11:39:45.689
8	2:04.002	+17.468	11:41:49.691
9	1:48.472	+1.938	11:43:38.163
10	1:50.694	+4.160	11:45:28.857

(19) Garcia Torrecillas, Joan			
1	1:49.988	+2.908	11:29:17.080
2	1:52.233	+5.153	11:31:09.313
3	1:48.244	+1.164	11:32:57.557
4	1:47.341	+0.261	11:34:44.898
5	1:49.632	+2.552	11:36:34.530
6	1:47.080		11:38:21.610
7	1:48.854	+1.774	11:40:10.464
8	1:48.505	+1.425	11:41:58.969
9	1:49.965	+2.885	11:43:48.934
10	1:48.276	+1.196	11:45:37.210

(2) Gonzalez Martin, Pedro			
1	1:50.937	+3.265	11:29:34.930
2	1:47.672		11:31:22.602
3	1:49.059	+1.387	11:33:11.661
4	1:50.609	+2.937	11:35:02.270
5	1:48.443	+0.771	11:36:50.713
6	1:48.988	+1.316	11:38:39.701
7	1:48.925	+1.253	11:40:28.626
8	1:49.145	+1.473	11:42:17.771
9	1:50.515	+2.843	11:44:08.286
10	1:49.936	+2.264	11:45:58.222

(9) Cuesta Lera, Hugo			
1	1:52.755	+1.581	11:29:16.292
2	1:51.269	+0.095	11:31:07.561
3	1:52.260	+1.086	11:32:59.821
4	1:52.266	+1.092	11:34:52.087
5	1:51.174		11:36:43.261
6	1:54.153	+2.979	11:38:37.414
7	1:54.996	+3.822	11:40:32.410
8	1:56.110	+4.936	11:42:28.520
9	1:55.490	+4.316	11:44:24.010

(36) Roussel, Tom			
1	1:54.427	+2.065	11:29:15.844
2	1:54.371	+2.009	11:31:10.215
3	1:52.362		11:33:02.577
4	1:53.697	+1.335	11:34:56.274
5	1:53.887	+1.525	11:36:50.161
6	1:54.006	+1.644	11:38:44.167
7	1:55.415	+3.053	11:40:39.582
8	1:55.353	+2.991	11:42:34.935
9	1:53.873	+1.511	11:44:28.808

(81) Vansteenbrugge, Ianis			
1	1:58.842	+5.216	11:29:30.610
2	1:56.068	+2.442	11:31:26.678
3	1:56.951	+3.325	11:33:23.629
4	1:56.704	+3.078	11:35:20.333
5	1:55.590	+2.324	11:37:16.283
6	1:56.095	+2.469	11:39:12.378
7	1:58.368	+4.742	11:41:10.746
8	1:57.656	+4.030	11:43:08.402
9	1:53.626		11:45:02.028

(21) Cros Martinez, Pol			
1	2:01.964	+4.627	11:29:36.584
2	2:01.615	+4.278	11:31:38.199
3	1:58.755	+1.418	11:33:36.954
4	1:59.471	+2.134	11:35:36.425
5	1:59.643	+2.306	11:37:36.068
6	1:59.394	+2.057	11:39:35.462
7	2:01.723	+4.386	11:41:37.185
8	1:59.489	+2.152	11:43:36.674
9	1:57.337		11:45:34.011

(26) Serran, Theo			
1	2:04.314	+3.375	11:29:34.281
2	2:02.678	+1.739	11:31:36.959
3	2:03.323	+2.384	11:33:40.282
4	2:00.939		11:35:41.221
5	2:03.433	+2.494	11:37:44.654
6	2:02.041	+1.102	11:39:46.695
7	2:04.933	+3.994	11:41:51.628
8	2:03.230	+2.291	11:43:54.858
9	2:02.228	+1.289	11:45:57.086

(312) Sarda Olive, Jordi			
1	1:58.345	+1.878	11:30:14.511
2	1:58.602	+2.135	11:32:13.113
3	1:59.444	+2.977	11:34:12.557
4	2:00.922	+4.455	11:36:13.479
5	2:00.311	+3.844	11:38:13.790
6	1:58.197	+1.730	11:40:11.987
7	1:57.710	+1.243	11:42:09.697
8	1:57.504	+1.037	11:44:07.201
9	1:56.467		11:46:03.668

Motocros - MX Vidreres

MX65

Circuit de Vi 2,000 km

Carrera 1

25/11/2018 10:51

Cursa (15:00 i 2 Voltes) started at 11:25:28

Lap	Lap Tm	Diff	Time of Day
(91) Martínez Gonzalez, Jaume			
1	2:05.419	+3.344	11:29:44.750
2	2:03.569	+1.494	11:31:48.319
3	2:02.075		11:33:50.394
4	2:03.040	+0.965	11:35:53.434
5	2:04.061	+1.986	11:37:57.495
6	2:07.325	+5.250	11:40:04.820
7	2:07.047	+4.972	11:42:11.867
8	2:07.460	+5.385	11:44:19.327
(4) Poll			
1	2:05.336	+2.047	11:29:48.008
2	2:04.453	+1.164	11:31:52.461
3	2:04.559	+1.270	11:33:57.020
4	2:09.105	+5.816	11:36:06.125
5	2:08.874	+5.585	11:38:14.999
6	2:03.289		11:40:18.288
7	2:04.144	+0.855	11:42:22.432
8	2:06.749	+3.460	11:44:29.181
(77) Lopez Ribas, Max			
1	2:05.511	+0.872	11:29:41.393
2	2:06.980	+2.341	11:31:48.373
3	2:04.786	+0.147	11:33:53.159
4	2:22.401	+17.762	11:36:15.560
5	2:04.639		11:38:20.199
6	2:37.830	+33.191	11:40:58.029
7	2:09.603	+4.964	11:43:07.632
8	2:06.905	+2.266	11:45:14.537
(5) Le Guerch, Hugo			
1	2:15.039	+7.195	11:30:06.045
2	2:11.905	+4.061	11:32:17.950
3	2:11.266	+3.422	11:34:29.216
4	2:09.943	+2.099	11:36:39.159
5	2:11.184	+3.340	11:38:50.343
6	2:10.751	+2.907	11:41:01.094
7	2:10.081	+2.237	11:43:11.175
8	2:07.844		11:45:19.019
(65) Barris, Simon			
1	2:16.854	+12.123	11:30:28.236
2	2:17.738	+13.007	11:32:45.974
3	2:15.661	+10.930	11:35:01.635
4	2:12.024	+7.293	11:37:13.659
5	2:08.543	+3.812	11:39:22.202
6	2:08.293	+3.562	11:41:30.495
7	2:06.859	+2.128	11:43:37.354
8	2:04.731		11:45:42.085
(25) Viñas, Ylenzo			
1	2:12.860	+6.996	11:30:49.319
2	2:09.697	+3.833	11:32:59.016
3	2:08.127	+2.263	11:35:07.143
4	2:05.883	+0.019	11:37:13.026
5	2:10.306	+4.442	11:39:23.332
6	2:06.476	+0.612	11:41:29.808
7	2:05.864		11:43:35.672
8	2:07.077	+1.213	11:45:42.749

Lap Lap Tm Diff Time of Day

Lap Lap Tm Diff Time of Day

Motocros - MX Vidreres

classificat per voltes

MX65

Circuit de Vi 2,000 km

Carrera 2

25/11/2018 12:56

Cursa (15:00 i 2 Voltes) started at 13:30:44

Pos.	Núm.	Pilot	Voltes	Total Ts	Dif	Millor Tm	Categoria	Punts
1	217	Polvillo Muñoz, Ivan	10	18:49.455		1:40.593	65cc	25
2	121	Gardoy, Gorka	10	18:52.158	2.703	1:39.808	65cc	20
3	94	Lopez Llagostera, Alex	10	18:55.726	6.271	1:41.956	65cc	16
4	23	Liñan, Alejandro	10	18:57.208	7.753	1:42.318	65cc	13
5	137	Rednic Alecu, Raul Adrian	10	19:05.809	16.354	1:42.622	65cc	11
6	41	Guerrero Alemany, Pol	10	19:18.211	28.756	1:42.337	65cc	10
7	790	Pavon, Omar	10	19:41.772	52.317	1:46.438	65cc	9
8	231	Ot Marin	10	19:43.841	54.386	1:45.886	65cc	8
9	19	Garcia Torrecillas, Joan	10	19:58.049	1:08.594	1:45.953	65cc	7
10	2	Gonzalez Martin, Pedro	10	20:36.063	1:46.608	1:49.193	65cc	6
11	36	Roussel, Tom	9	19:01.989	1 Volta	1:51.801	65cc	5
12	81	Vansteenbrughe, Ianis	9	19:17.095	1 Volta	1:54.522	65cc	4
13	96	Chogri Gomez, Unai	9	19:17.224	1 Volta	1:47.570	65cc	3
14	312	Sarda Olive, Jordi	9	19:55.765	1 Volta	1:56.584	65cc	2
15	21	Cros Martinez, Pol	9	20:06.390	1 Volta	1:56.787	65cc	1
16	4	Poll	9	20:29.956	1 Volta	2:00.729	65cc	1
17	91	Martinez Gonzalez, Jaume	9	20:36.909	1 Volta	2:02.294	65cc	1
18	26	Serran, Theo	9	20:45.819	1 Volta	2:02.424	65cc	1
19	65	Barris, Simon	8	19:15.888	2 Voltes	2:03.994	65cc	1
20	77	Lopez Ribas, Max	8	19:16.732	2 Voltes	2:03.672	65cc	1
21	5	Le Guerch, Hugo	8	20:43.777	2 Voltes	2:11.929	65cc	1
22	25	Viñas, Ylenzo	1	19:40.174	9 Voltes	16:45.787	65cc	1

Marge de victòria	Velocitat mitja	Millor temps de volta	Millor vel.	Millor volta per
2.703	63,748	1:39.808	72,139	121 - Gardoy, Gorka

Cap de cronometratge / Director de Cursa / President del Jurat

Orbits

Motocros - MX Vidreres

Volta a volta

MX65

Circuit de Vi 2,000 km

Carrera 2

25/11/2018 12:56

Cursa (15:00 i 2 Voltes) started at 13:30:44

Competidors	Voltes										
	0	1	2	3	4	5	6	7	8	9	10
Lopez Llagostera, Alex (94)	1	94	94	94	94	94	94	217	217	217	217
Rednic Alecu, Raul Adrian (137)	2	137	137	137	121	121	121	217	121	121	121
Liñan, Alejandro (23)	3	23	23	23	23	217	217	121	94	94	94
Gardoy, Gorka (121)	4	121	121	121	217	23	23	23	23	23	23
Pavon, Omar (790)	5	790	217	217	137	137	137	137	137	137	137
Polvillo Muñoz, Ivan (217)	6	217	790	790	41	41	41	41	41	41	41
Ot Marin (231)	7	231	231	41	790	790	790	790	790	790	790
Garcia Torrecillas, Joan (19)	8	19	41	231	231	231	231	231	231	231	231
Roussel, Tom (36)	9	36	19	19	19	19	19	19	19	19	19
Gonzalez Martin, Pedro (2)	10	2	2	2	2	2	2	2	2	2	2
Guerrero Alemany, Pol (41)	11	41	36	36	36	36	36	36	36	36	36
Sarda Olive, Jordi (312)	12	312	312	81	81	81	81	81	81	81	81
Vansteenbrugghe, Ianis (81)	13	81	81	312	312	312	312	312	96	96	96
Cros Martínez, Pol (21)	14	21	21	21	21	21	96	96	312	312	312
Martinez Gonzalez, Jaume (91)	15	91	91	91	91	96	21	21	21	21	21
Lopez Ribas, Max (77)	16	77	4	4	96	91	91	4	4	4	4
Poll (4)	17	4	26	26	4	4	4	91	91	91	91
Barris, Simon (65)	18	65	65	96	26	26	26	26	26	26	26
Serran, Theo (26)	19	26	5	65	65	77	77	77	77	65	
Le Guerch, Hugo (5)	20	5	77	77	77	65	65	65	65	77	
Chogri Gomez, Unai (96)	21	96	96	5	5	5	5	5	5	5	
Viñas, Ylenzo (25)	22	25	25								

Motocros - MX Vidreres

MX65

Circuit de Vi 2,000 km

Carrera 2

25/11/2018 12:56

Cursa (15:00 i 2 Voltes) started at 13:30:44

Lap	Lap Tm	Diff	Time of Day
(217) Polvillo Muñoz, Ivan			
1	1:43.763	+3.170	13:34:15.248
2	1:42.589	+1.996	13:35:57.837
3	1:42.136	+1.543	13:37:39.973
4	1:40.784	+0.191	13:39:20.757
5	1:41.377	+0.784	13:41:02.134
6	1:42.159	+1.566	13:42:44.293
7	1:42.516	+1.923	13:44:26.809
8	1:40.593		13:46:07.402
9	1:43.453	+2.860	13:47:50.855
10	1:43.206	+2.613	13:49:34.061

Lap	Lap Tm	Diff	Time of Day
(121) Gardoy, Gorka			
1	1:43.908	+4.100	13:34:14.095
2	1:42.811	+3.003	13:35:56.906
3	1:39.808		13:37:36.714
4	1:42.068	+2.260	13:39:18.782
5	1:42.329	+2.521	13:41:01.111
6	1:45.248	+5.440	13:42:46.359
7	1:42.583	+2.775	13:44:28.942
8	1:42.924	+3.116	13:46:11.866
9	1:43.179	+3.371	13:47:55.045
10	1:41.719	+1.911	13:49:36.764

Lap	Lap Tm	Diff	Time of Day
(94) Lopez Llagostera, Alex			
1	1:43.513	+1.557	13:34:08.580
2	1:42.979	+1.023	13:35:51.559
3	1:41.956		13:37:33.515
4	1:42.615	+0.659	13:39:16.130
5	1:42.558	+0.602	13:40:58.688
6	1:43.252	+1.296	13:42:41.940
7	1:50.893	+8.937	13:44:32.833
8	1:42.204	+0.248	13:46:15.037
9	1:42.917	+0.961	13:47:57.954
10	1:42.378	+0.422	13:49:40.332

Lap	Lap Tm	Diff	Time of Day
(23) Linan, Alejandro			
1	1:43.946	+1.628	13:34:13.315
2	1:42.798	+0.480	13:35:56.113
3	1:42.648	+0.330	13:37:38.761
4	1:44.404	+2.086	13:39:23.165
5	1:44.077	+1.759	13:41:07.242
6	1:43.141	+0.823	13:42:50.383
7	1:43.298	+0.980	13:44:33.681
8	1:42.318		13:46:15.999
9	1:42.789	+0.471	13:47:58.788
10	1:43.026	+0.708	13:49:41.814

Lap	Lap Tm	Diff	Time of Day
(137) Rednic Alecu, Raul Adrian			
1	1:42.891	+0.269	13:34:08.923
2	1:43.009	+0.387	13:35:51.932
3	1:54.539	+11.917	13:37:46.471
4	1:43.595	+0.973	13:39:30.066
5	1:43.440	+0.818	13:41:13.506
6	1:43.211	+0.589	13:42:56.717
7	1:42.622		13:44:39.339
8	1:42.637	+0.015	13:46:21.976
9	1:43.483	+0.861	13:48:05.459
10	1:44.956	+2.334	13:49:50.415

Lap	Lap Tm	Diff	Time of Day
(41) Guerrero Alemay, Pol			
1	1:43.665	+1.328	13:34:24.085
2	1:42.337		13:36:06.422
3	1:43.217	+0.880	13:37:49.639
4	1:44.025	+1.688	13:39:33.664

Lap	Lap Tm	Diff	Time of Day
5	1:43.890	+1.553	13:41:17.554
6	1:45.294	+2.957	13:43:02.848
7	1:44.920	+2.583	13:44:47.768
8	1:45.826	+3.489	13:46:33.594
9	1:45.267	+2.930	13:48:18.861
10	1:43.956	+1.619	13:50:02.817

Lap	Lap Tm	Diff	Time of Day
(790) Pavon, Omar			
1	1:46.718	+0.280	13:34:17.873
2	1:47.886	+1.448	13:36:05.759
3	1:46.919	+0.481	13:37:52.678
4	1:46.579	+0.141	13:39:39.257
5	1:47.146	+0.708	13:41:26.403
6	1:46.438		13:43:12.841
7	1:46.755	+0.317	13:44:59.596
8	1:47.834	+1.396	13:46:47.430
9	1:48.583	+2.145	13:48:36.013
10	1:50.365	+3.927	13:50:26.378

Lap	Lap Tm	Diff	Time of Day
(231) Ot Marin			
1	1:47.733	+1.847	13:34:23.398
2	1:48.351	+2.465	13:36:11.749
3	1:46.821	+0.935	13:37:58.570
4	1:45.886		13:39:44.456
5	1:46.730	+0.844	13:41:31.186
6	1:46.536	+0.650	13:43:17.722
7	1:48.480	+2.594	13:45:06.202
8	1:47.940	+2.054	13:46:54.142
9	1:46.919	+1.033	13:48:41.061
10	1:47.386	+1.500	13:50:28.447

Lap	Lap Tm	Diff	Time of Day
(19) Garcia Torrecillas, Joan			
1	1:48.918	+2.965	13:34:26.377
2	1:46.392	+0.439	13:36:12.769
3	1:46.733	+0.780	13:37:59.502
4	1:45.953		13:39:45.455
5	1:47.573	+1.620	13:41:33.028
6	1:48.407	+2.454	13:43:21.435
7	1:50.953	+5.000	13:45:12.388
8	1:48.568	+2.615	13:47:00.956
9	1:49.046	+3.093	13:48:50.002
10	1:52.653	+6.700	13:50:42.655

Lap	Lap Tm	Diff	Time of Day
(2) Gonzalez Martin, Pedro			
1	1:50.339	+1.146	13:34:29.940
2	1:49.193		13:36:19.133
3	1:49.697	+0.504	13:38:08.830
4	1:50.462	+1.269	13:39:59.292
5	1:52.061	+2.868	13:41:51.353
6	1:54.091	+4.898	13:43:45.444
7	1:54.093	+4.900	13:45:39.537
8	1:52.405	+3.212	13:47:31.942
9	1:55.335	+6.142	13:49:27.277
10	1:53.392	+4.199	13:51:20.669

Lap	Lap Tm	Diff	Time of Day
(36) Roussel, Tom			
1	1:53.833	+2.032	13:34:32.254
2	1:51.801		13:36:24.055
3	1:53.211	+1.410	13:38:17.266
4	1:54.326	+2.525	13:40:11.592
5	1:54.670	+2.869	13:42:06.262
6	1:54.910	+3.109	13:44:01.172
7	1:54.000	+2.199	13:45:55.172
8	1:56.484	+4.683	13:47:51.656
9	1:54.939	+3.138	13:49:46.595

Lap	Lap Tm	Diff	Time of Day
(81) Vansteenbrugge, Ianis			
1	1:56.802	+2.280	13:34:40.115
2	1:55.115	+0.593	13:36:35.230
3	1:55.727	+1.205	13:38:30.957
4	1:54.898	+0.376	13:40:25.855
5	1:55.736	+1.214	13:42:21.591
6	1:55.298	+0.776	13:44:16.889
7	1:54.942	+0.420	13:46:11.831
8	1:55.348	+0.826	13:48:07.179
9	1:54.522		13:50:01.701

Lap	Lap Tm	Diff	Time of Day
(96) Chogri Gomez, Unai			
1	1:48.666	+1.096	13:35:24.578
2	1:47.570		13:37:12.148
3	1:47.795	+0.225	13:38:59.943
4	1:49.408	+1.838	13:40:49.351
5	1:50.099	+2.529	13:42:39.450
6	1:55.103	+7.533	13:44:34.553
7	1:49.587	+2.017	13:46:24.140
8	1:49.044	+1.474	13:48:13.184
9	1:48.646	+1.076	13:50:01.830

Lap	Lap Tm	Diff	Time of Day
(312) Sarda Olive, Jordi			
1	1:57.667	+1.083	13:34:39.471
2	1:57.165	+0.581	13:36:36.636
3	1:57.181	+0.597	13:38:33.817
4	1:58.787	+2.203	13:40:32.604
5	1:56.584		13:42:29.188
6	1:57.144	+0.560	13:44:26.332
7	2:02.533	+5.949	13:46:28.865
8	1:57.026	+0.442	13:48:25.891
9	2:14.480	+17.896	13:50:40.371

Lap	Lap Tm	Diff	Time of Day
(21) Cros Martinez, Pol			
1	2:00.078	+3.291	13:34:48.367
2	1:59.510	+2.723	13:36:47.877
3	1:58.206	+1.419	13:38:46.083
4	2:02.381	+5.594	13:40:48.464
5	2:04.616	+7.829	13:42:53.080
6	2:02.979	+6.192	13:44:56.059
7	1:59.503	+2.716	13:46:55.562
8	1:58.647	+1.860	13:48:54.209
9	1:56.787		13:50:50.996

Lap	Lap Tm	Diff	Time of Day
(4) Poll			
1	2:03.084	+2.355	13:34:56.228
2	2:01.719	+0.990	13:36:57.947
3	2:03.563	+2.834	13:39:01.510
4	2:02.774	+2.045	13:41:04.284
5	2:02.875	+2.146	13:43:07.159
6	2:00.729		13:45:07.888
7	2:02.596	+1.867	13:47:10.484
8	2:01.808	+1.079	13:49:12.292
9	2:02.270	+1.541	13:51:14.562

Lap	Lap Tm	Diff	Time of Day
(91) Martinez Gonzalez, Jaume			
1	2:03.336	+1.042	13:34:53.064
2	2:03.762	+1.468	13:36:56.826
3	2:02.294		13:38:59.120
4	2:04.136	+1.842	13:41:03.256
5	2:02.644	+0.350	13:43:05.900
6	2:05.899	+3.605	13:45:11.799
7	2:03.399	+1.105	13:47:15.198
8	2:02.828	+0.534	13:49:18.026
9	2:03.489	+1.195	13:51:21.515

Motocros - MX Vidreres

MX65

Circuit de Vi 2,000 km

Carrera 2

25/11/2018 12:56

Cursa (15:00 i 2 Voltes) started at 13:30:44

Lap	Lap Tm	Diff	Time of Day
(26) Serran, Theo			
1	2:02.957	+0.533	13:35:04.075
2	2:02.921	+0.497	13:37:06.996
3	2:03.573	+1.149	13:39:10.569
4	2:02.567	+0.143	13:41:13.136
5	2:04.944	+2.520	13:43:18.080
6	2:02.570	+0.146	13:45:20.650
7	2:02.424		13:47:23.074
8	2:03.788	+1.364	13:49:26.862
9	2:03.563	+1.139	13:51:30.425

Lap	Lap Tm	Diff	Time of Day
(65) Barris, Simon			
1	2:09.997	+6.003	13:35:06.667
2	2:10.290	+6.296	13:37:16.957
3	2:10.703	+6.709	13:39:27.660
4	2:11.050	+7.056	13:41:38.710
5	2:06.459	+2.465	13:43:45.169
6	2:06.040	+2.046	13:45:51.209
7	2:05.291	+1.297	13:47:56.500
8	2:03.994		13:50:00.494

Lap	Lap Tm	Diff	Time of Day
(77) Lopez Ribas, Max			
1	2:28.560	+24.888	13:35:20.402
2	2:03.672		13:37:24.074
3	2:04.677	+1.005	13:39:28.751
4	2:09.164	+5.492	13:41:37.915
5	2:05.317	+1.645	13:43:43.232
6	2:04.742	+1.070	13:45:47.974
7	2:07.303	+3.631	13:47:55.277
8	2:06.061	+2.389	13:50:01.338

Lap	Lap Tm	Diff	Time of Day
(5) Le Guerch, Hugo			
1	2:11.929		13:35:15.007
2	2:12.950	+1.021	13:37:27.957
3	2:13.961	+2.032	13:39:41.918
4	2:15.827	+3.898	13:41:57.745
5	2:24.078	+12.149	13:44:21.823
6	2:24.134	+12.205	13:46:45.957
7	2:20.407	+8.478	13:49:06.364
8	2:22.019	+10.090	13:51:28.383

Lap	Lap Tm	Diff	Time of Day
(25) Viñas, Ylenzo			
1	16:45.787		13:50:24.780

Lap	Lap Tm	Diff	Time of Day
-----	--------	------	-------------

Lap	Lap Tm	Diff	Time of Day
-----	--------	------	-------------

Motocros - MX Vidreres

Ordenat per la volta més ràpida

MX65

Circuit de Vi 2,000 km

Entrenaments Qualificatius

25/11/2018 09:23

Classificació (15:00 Temps) started at 9:51:58

Pos.	Núm.	Nom	Millor Tm	Dif	En volta	2° Millor classe
1	217	Polvillo Muñoz, Ivan	1:41.689		6	1:42.375 65cc
2	41	Guerrero Alemany, Pol	1:42.748	1.059	5	1:43.618 65cc
3	137	Rednic Alecu, Raul Adrian	1:43.798	2.109	7	1:44.922 65cc
4	23	Liñan, Alejandro	1:43.862	2.173	6	1:44.434 65cc
5	94	Lopez Llagostera, Alex	1:44.348	2.659	3	1:45.359 65cc
6	121	Gardoy, Gorka	1:45.888	4.199	3	1:46.921 65cc
7	96	Chogri Gomez, Unai	1:47.365	5.676	4	1:50.149 65cc
8	790	Pavon, Omar	1:49.164	7.475	4	1:50.581 65cc
9	2	Gonzalez Martin, Pedro	1:50.655	8.966	7	1:50.808 65cc
10	231	Ot Marin	1:52.004	10.315	6	1:52.293 65cc
11	19	Garcia Torrecillas, Joan	1:53.209	11.520	3	1:54.576 65cc
12	9	Cuesta Lera, Hugo	1:54.141	12.452	4	1:54.915 65cc
13	36	Roussel, Tom	1:55.249	13.560	7	1:56.811 65cc
14	81	Vansteenbrugge, Ianis	1:57.257	15.568	5	1:58.135 65cc
15	312	Sarda Olive, Jordi	2:01.242	19.553	6	2:01.577 65cc
16	26	Serran, Theo	2:02.767	21.078	4	2:04.404 65cc
17	21	Cros Martínez, Pol	2:03.394	21.705	6	2:03.639 65cc
18	77	Lopez Ribas, Max	2:09.045	27.356	5	2:09.471 65cc
19	4	Poll	2:09.298	27.609	4	2:09.448 65cc
20	25	Viñas, Ylenzo	2:15.628	33.939	4	2:17.566 65cc
21	65	Barris, Simon	2:19.208	37.519	4	2:25.017 65cc
22	5	Le Guerch, Hugo	2:34.270	52.581	5	2:36.697 65cc

Motocros - MX Vidreres

MX65

Circuit de Vi 2,000 km

Entrenaments Qualificatius

25/11/2018 09:23

Classificació (15:00 Temps) started at 9:51:58

Lap	Lap Tm	Diff	Time of Day
(217) Polvillo Muñoz, Ivan			
1	1:44.902	+3.213	9:55:47.416
2	1:44.946	+3.257	9:57:32.362
3	1:43.684	+1.995	9:59:16.046
4	1:43.132	+1.443	10:00:59.178
5	1:43.359	+1.670	10:02:42.537
6	1:41.689		10:04:24.226
7	1:42.375	+0.686	10:06:06.601
8	2:23.729	+42.040	10:08:30.330

Lap	Lap Tm	Diff	Time of Day
(41) Guerrero Alemany, Pol			
1	1:50.635	+7.887	9:55:59.613
2	1:45.062	+2.314	9:57:44.675
3	1:51.053	+8.305	9:59:35.728
4	3:12.605	+1:29.857	10:02:48.333
5	1:42.748		10:04:31.081
6	1:43.618	+0.870	10:06:14.699
7	1:47.074	+4.326	10:08:01.773

Lap	Lap Tm	Diff	Time of Day
(137) Rednic Alecu, Raul Adrian			
1	1:50.655	+6.857	9:56:01.034
2	1:49.462	+5.664	9:57:50.496
3	1:45.667	+1.869	9:59:36.163
4	1:45.751	+1.953	10:01:21.914
5	1:45.048	+1.250	10:03:06.962
6	1:44.922	+1.124	10:04:51.884
7	1:43.798		10:06:35.682
8	1:45.854	+2.056	10:08:21.536

Lap	Lap Tm	Diff	Time of Day
(23) Liñan, Alejandro			
1	1:48.158	+4.296	9:55:55.339
2	1:45.460	+1.598	9:57:40.799
3	1:44.434	+0.572	9:59:25.233
4	1:46.186	+2.324	10:01:11.419
5	1:44.845	+0.983	10:02:56.264
6	1:43.862		10:04:40.126
7	1:45.063	+1.201	10:06:25.189
8	1:47.254	+3.392	10:08:12.443

Lap	Lap Tm	Diff	Time of Day
(94) Lopez Llagostera, Alex			
1	1:48.611	+4.263	9:55:54.757
2	1:51.802	+7.454	9:57:46.559
3	1:44.348		9:59:30.907
4	1:46.393	+2.045	10:01:17.300
5	1:46.679	+2.331	10:03:03.979
6	1:45.359	+1.011	10:04:49.338
7	2:05.287	+20.939	10:06:54.625
8	2:33.221	+48.873	10:09:27.846

Lap	Lap Tm	Diff	Time of Day
(121) Gardoy, Gorka			
1	1:48.370	+2.482	9:56:03.197
2	1:48.112	+2.224	9:57:51.309
3	1:45.888		9:59:37.197
4	1:48.814	+2.926	10:01:26.011
5	1:46.921	+1.033	10:03:12.932
6	3:54.286	+2:08.398	10:07:07.218

Lap	Lap Tm	Diff	Time of Day
(96) Chogri Gomez, Unai			
1	1:50.149	+2.784	9:56:14.368
2	1:50.206	+2.841	9:58:04.574
3	1:53.439	+6.074	9:59:58.013
4	1:47.365		10:01:45.378
5	1:59.994	+12.629	10:03:45.372
6	2:11.873	+24.508	10:05:57.245
7	2:22.777	+35.412	10:08:20.022

Lap	Lap Tm	Diff	Time of Day
(790) Pavon, Omar			
1	1:53.373	+4.209	9:56:13.468
2	1:50.581	+1.417	9:58:04.049
3	1:56.327	+7.163	10:00:00.376
4	1:49.164		10:01:49.540
5	1:53.693	+4.529	10:03:43.233
6	2:34.740	+45.576	10:06:17.973
7	1:51.632	+2.468	10:08:09.605

Lap	Lap Tm	Diff	Time of Day
(2) Gonzalez Martin, Pedro			
1	2:06.780	+16.125	9:56:43.963
2	2:00.137	+9.482	9:58:44.100
3	1:53.608	+2.953	10:00:37.708
4	1:50.808	+0.153	10:02:28.516
5	1:51.896	+1.241	10:04:20.412
6	1:51.810	+1.155	10:06:12.222
7	1:50.655		10:08:02.877

Lap	Lap Tm	Diff	Time of Day
(231) Ot Marin			
1	2:04.778	+12.774	9:56:52.459
2	2:01.263	+9.259	9:58:53.722
3	1:54.657	+2.653	10:00:48.379
4	1:55.219	+3.215	10:02:43.598
5	1:52.293	+0.289	10:04:35.891
6	1:52.004		10:06:27.895
7	1:54.307	+2.303	10:08:22.202

Lap	Lap Tm	Diff	Time of Day
(19) Garcia Torrecillas, Joan			
1	1:58.718	+5.509	9:56:27.391
2	1:55.326	+2.117	9:58:22.717
3	1:53.209		10:00:15.926
4	1:55.231	+2.022	10:02:11.157
5	1:55.060	+1.851	10:04:06.217
6	2:12.830	+19.621	10:06:19.047
7	1:54.576	+1.367	10:08:13.623

Lap	Lap Tm	Diff	Time of Day
(9) Cuesta Lera, Hugo			
1	1:58.834	+4.693	9:56:39.587
2	2:26.767	+32.626	9:59:06.354
3	5:16.315	+3:22.174	10:04:22.669
4	1:54.141		10:06:16.810
5	1:54.915	+0.774	10:08:11.725

Lap	Lap Tm	Diff	Time of Day
(36) Roussel, Tom			
1	2:06.531	+11.282	9:56:57.876
2	2:03.223	+7.974	9:59:01.099
3	1:56.811	+1.562	10:00:57.910
4	1:59.485	+4.236	10:02:57.395
5	1:58.416	+3.167	10:04:55.811
6	1:57.298	+2.049	10:06:53.109
7	1:55.249		10:08:48.358

Lap	Lap Tm	Diff	Time of Day
(81) Vansteenbrugge, Ianis			
1	2:13.116	+15.859	9:57:17.667
2	2:03.028	+5.771	9:59:20.695
3	2:02.243	+4.986	10:01:22.938
4	1:59.791	+2.534	10:03:22.729
5	1:57.257		10:05:19.986
6	1:58.135	+0.878	10:07:18.121

Lap	Lap Tm	Diff	Time of Day
(312) Sarda Olive, Jordi			
1	2:40.573	+39.331	9:58:07.212
2	2:06.207	+4.965	10:00:13.419
3	2:02.365	+1.123	10:02:15.784
4	2:01.577	+0.335	10:04:17.361

Lap	Lap Tm	Diff	Time of Day
5	2:09.649	+8.407	10:06:27.010
6	2:01.242		10:08:28.252

Lap	Lap Tm	Diff	Time of Day
(26) Serran, Theo			
1	2:08.118	+5.351	9:56:55.219
2	2:11.817	+9.050	9:59:07.036
3	2:52.292	+49.525	10:01:59.328
4	2:02.767		10:04:02.095
5	2:05.967	+3.200	10:06:08.062
6	2:04.404	+1.637	10:08:12.466

Lap	Lap Tm	Diff	Time of Day
(21) Cros Martínez, Pol			
1	2:11.380	+7.986	9:56:57.177
2	2:08.657	+5.263	9:59:05.834
3	2:03.639	+0.245	10:01:09.473
4	2:39.350	+35.956	10:03:48.823
5	2:05.147	+1.753	10:05:53.970
6	2:03.394		10:07:57.364

Lap	Lap Tm	Diff	Time of Day
(77) Lopez Ribas, Max			
1	3:08.867	+59.822	9:58:03.198
2	2:09.471	+0.426	10:00:12.669
3	2:11.435	+2.390	10:02:24.104
4	2:11.294	+2.249	10:04:35.398
5	2:09.045		10:06:44.443
6	4:37.740	+2:28.695	10:11:22.183

Lap	Lap Tm	Diff	Time of Day
(4) Poll			
1	2:22.446	+13.148	9:57:28.019
2	2:17.137	+7.839	9:59:45.156
3	2:09.448	+0.150	10:01:54.604
4	2:09.298		10:04:03.902
5	2:19.230	+9.932	10:06:23.132
6	2:20.029	+10.731	10:08:43.161

Lap	Lap Tm	Diff	Time of Day
(25) Viñas, Ylenzo			
1	4:13.867	+1:58.239	9:59:03.962
2	2:17.566	+1.938	10:01:21.528
3	2:20.702	+5.074	10:03:42.230
4	2:15.628		10:05:57.858
5	2:18.149	+2.521	10:08:16.007

Lap	Lap Tm	Diff	Time of Day
(65) Barris, Simon			
1	2:38.771	+19.563	9:57:31.318
2	2:26.508	+7.300	9:59:57.826
3	2:25.017	+5.809	10:02:22.843
4	2:19.208		10:04:42.051
5	2:58.965	+39.757	10:07:41.016

Lap	Lap Tm	Diff	Time of Day
(5) Le Guerch, Hugo			
1	2:39.843	+5.573	9:58:13.574
2	2:36.697	+2.427	10:00:50.271
3	2:39.550	+5.280	10:03:29.821
4	2:38.055	+3.785	10:06:07.876
5	2:34.270		10:08:42.146

Motocros - MX Vidreres

MX85

Circuit de Vi 2,000 km

Classificació Final

Pos.	Núm.	Pilot	Llicència	R1.	R2.	Total Punts
1	310	Puig Cumi, Victor	753-GI/136855-GI	25	25	50
2	33	Aguiló Azorin, Unai	001056-GI/136853-	20	20	40
3	22	Galera Oliva, Jordi	1707-B/137097-B	16	11	27
4	25	Gili Merlin, Guillem	1825-B/137470-GI	11	13	24
5	45	Santamaria Mineo, Nahuel	1532-B/137163-B	13	9	22
6	71	Pablo Aranda, Marc	000275-B/137250-B	0	16	16
7	7	Ramos Muntal, Adam	1210-B/137005-B	8	8	16
8	105	Arumi Terradelles, Dalmau	950-B/136949-B	9	7	16
9	54	Gallardo, David	130466200043-	10	3	13
10	58	Plaixens Jubelo, Salvador	136019-B	6	6	12
11	16	Josa Angles, Jan	136978-T	7	4	11
12	14	Molas Roca, Aniol	1840-B/137484-B	0	10	10
13	56	Sola Cortes, Pep	1784-B/137437-B	5	5	10
14	4	Alexis Rosseli		2	2	4
15	125	Batalle Movellan, Marcel	107875-L	3	1	4
16	64	Puig Alvarez, Xavier	1771-B-136967-B	4	0	4
17	194	Llop Heredia, Arnau	49661877-R	1	1	2
18	26	Josep Pala		1	1	2
NT	11	Frank Icart		0	--	0

Motocros - MX Vidreres

classificat per voltes

MX85

Circuit de Vi 2,000 km

Carrera 1

25/11/2018 10:23

Cursa (20:00 i 2 Voltes) started at 10:56:52

Pos.	Núm.	Pilot	Voltes	Total Ts	Dif	Millor Tm	Categoria	Punts
1	310	Puig Cumi, Victor	15	24:41.761		1:31.008	85cc	25
2	33	Aguiló Azorin, Unai	15	25:26.611	44.850	1:34.008	85cc	20
3	22	Galera Oliva, Jordi	14	25:29.378	1 Volta	1:39.108	85cc	16
4	45	Santamaria Mineo, Nahuel	14	25:32.904	1 Volta	1:38.211	85cc	13
5	25	Gili Merlin, Guillem	14	26:07.233	1 Volta	1:37.389	85cc	11
6	54	Gallardo, David	14	26:12.878	1 Volta	1:43.172	85cc	10
7	105	Arumi Terradelles, Dalmau	14	26:16.183	1 Volta	1:42.753	85cc	9
8	7	Ramos Muntal, Adam	13	24:51.332	2 Voltes	1:43.584	85cc	8
9	16	Josa Angles, Jan	13	25:08.865	2 Voltes	1:44.640	85cc	7
10	58	Plaixens Jubelo, Salvador	13	25:09.749	2 Voltes	1:45.399	85cc	6
11	56	Sola Cortes, Pep	13	25:27.416	2 Voltes	1:47.545	85cc	5
12	64	Puig Alvarez, Xavier	13	25:47.502	2 Voltes	1:47.470	85cc	4
13	125	Batalle Movellan, Marcel	12	24:59.410	3 Voltes	1:52.316	85cc	3
14	4	Alexis Rosseli	12	26:10.017	3 Voltes	1:53.128	85cc	2
15	194	Llop Heredia, Arnau	12	26:41.621	3 Voltes	2:00.168	85cc	1
16	26	Josep Pala	10	26:15.874	5 Voltes	2:00.532	85cc	1

No classificat

NT	14	Molas Roca, Aniol	6	12:31.567	NT	1:39.538	85cc	0
NT	71	Pablo Aranda, Marc	2	5:06.022	NT	1:37.823	85cc	0
NT	11	Frank Icart	1	4:00.135	NT	1:57.968	85cc	0

Marge de victòria	Velocitat mitja	Millor temps de volta	Millor vel.	Millor volta per
44.850	72,886	1:31.008	79,114	310 - Puig Cumi, Victor

Cap de cronometratge / Director de Cursa / President del Jurat

Orbits

Motocros - MX Vidreres

Volta a volta

MX85

Circuit de Vi 2,000 km

Carrera 1

25/11/2018 10:23

Cursa (20:00 i 2 Voltes) started at 10:56:52

Competidors

Voltes

	0	1	2	3	4	5	6	7	8	9	10	11	12	13	14	15
Aguiló Azorin, Unai (33)	1	33	310	310	310	310	310	310	310	310	310	310	310	310	310	310
Puig Cumi, Victor (310)	2	310	33	33	33	33	33	33	33	33	33	33	33	33	33	33
Pablo Aranda, Marc (71)	3	71	71	25	25	25	45	45	45	45	45	45	45	22	22	
Gili Merlin, Guillem (25)	4	25	25	45	45	45	25	25	22	22	22	22	22	22	45	45
Santamaria Mineo, Nahuel (45)	5	45	45	14	14	14	14	22	25	25	25	25	25	25	25	
Molas Roca, Aniol (14)	6	14	14	22	22	22	22	54	54	54	54	54	54	54	54	54
Galera Oliva, Jordi (22)	7	22	22	71	105	54	54	105	105	105	105	105	105	105	105	105
Gallardo, David (54)	8	54	105	105	54	105	105	7	7	7	7	7	7	7	7	
Arumi Terradelles, Dalmau (105)	9	105	54	54	7	7	7	58	58	58	58	58	16	58	16	
Plaixens Jubelo, Salvador (58)	10	58	7	7	58	58	58	14	16	16	16	16	58	16	58	
Ramos Muntal, Adam (7)	11	7	58	58	56	16	16	16	56	56	56	56	56	56	56	
Sola Cortes, Pep (56)	12	56	56	16	16	56	56	56	64	64	64	64	64	64	64	
Josa Angles, Jan (16)	13	16	16	56	64	64	64	64	125	125	125	125	125	125		
Puig Alvarez, Xavier (64)	14	64	64	64	125	125	125	125	194	194	4	4	4	4		
Llop Heredia, Arnau (194)	15	194	125	125	194	194	194	194	4	4	194	194	194	194		
Batalle Movellan, Marcel (125)	16	125	194	194	26	26	26	26	26	26	26	26				
Frank Icart (11)	17	11	11	26	4	4	4	4								
Josep Pala (26)	18	26	26	4												
Alexis Rosselli (4)	19	4	4													

Motocros - MX Vidreres

MX85

Circuit de Vi 2,000 km

Carrera 1

25/11/2018 10:23

Cursa (20:00 i 2 Voltes) started at 10:56:52

Lap	Lap Tm	Diff	Time of Day
(310) Puig Cumi, Victor			
1	1:31.644	+0.636	10:59:55.674
2	1:31.243	+0.235	11:01:26.917
3	1:31.008		11:02:57.925
4	1:32.332	+1.324	11:04:30.257
5	1:31.652	+0.644	11:06:01.909
6	1:33.266	+2.258	11:07:35.175
7	1:33.563	+2.555	11:09:08.738
8	1:31.535	+0.527	11:10:40.273
9	1:31.550	+0.542	11:12:11.823
10	1:31.637	+0.629	11:13:43.460
11	1:33.576	+2.568	11:15:17.036
12	1:33.179	+2.171	11:16:50.215
13	1:33.499	+2.491	11:18:23.714
14	1:34.916	+3.908	11:19:58.630
15	1:35.455	+4.447	11:21:34.085

Lap	Lap Tm	Diff	Time of Day
(33) Aguiló Azorin, Unai			
1	1:34.008		10:59:57.354
2	1:34.019	+0.011	11:01:31.373
3	1:34.409	+0.401	11:03:05.782
4	1:35.005	+0.997	11:04:40.787
5	1:35.136	+1.128	11:06:15.923
6	1:35.453	+1.445	11:07:51.376
7	1:36.170	+2.162	11:09:27.546
8	1:36.826	+2.818	11:11:04.372
9	1:35.761	+1.753	11:12:40.133
10	1:35.512	+1.504	11:14:15.645
11	1:37.156	+3.148	11:15:52.801
12	1:36.597	+2.589	11:17:29.398
13	1:36.484	+2.476	11:19:05.882
14	1:36.570	+2.562	11:20:42.452
15	1:36.483	+2.475	11:22:18.935

Lap	Lap Tm	Diff	Time of Day
(22) Galera Oliva, Jordi			
1	1:40.125	+1.017	11:00:14.703
2	1:40.040	+0.932	11:01:54.743
3	1:41.931	+2.823	11:03:36.674
4	1:43.206	+4.098	11:05:19.880
5	1:40.406	+1.298	11:07:00.286
6	1:42.358	+3.250	11:08:42.644
7	1:39.108		11:10:21.752
8	1:42.088	+2.980	11:12:03.840
9	1:44.285	+5.177	11:13:48.125
10	1:42.291	+3.183	11:15:30.416
11	1:43.607	+4.499	11:17:14.023
12	1:42.325	+3.217	11:18:56.348
13	1:43.642	+4.534	11:20:39.990
14	1:41.712	+2.604	11:22:21.702

Lap	Lap Tm	Diff	Time of Day
(45) Santamaria Mineo, Nahuel			
1	1:40.168	+1.957	11:00:11.079
2	1:40.056	+1.845	11:01:51.135
3	1:38.628	+0.417	11:03:29.763
4	1:38.211		11:05:07.974
5	1:39.022	+0.811	11:06:46.996
6	1:40.519	+2.308	11:08:27.515
7	1:41.272	+3.061	11:10:08.787
8	1:40.986	+2.775	11:11:49.773
9	1:42.920	+4.709	11:13:32.693
10	1:43.697	+5.486	11:15:16.390
11	1:43.401	+5.190	11:16:59.791
12	1:43.406	+5.195	11:18:43.197
13	1:57.986	+19.775	11:20:41.183
14	1:44.045	+5.834	11:22:25.228

Lap	Lap Tm	Diff	Time of Day
(25) Gill Merlin, Guillem			
1	1:37.389		11:00:06.421
2	1:39.404	+2.015	11:01:45.825
3	1:40.704	+3.315	11:03:26.529
4	1:40.776	+3.387	11:05:07.305
5	1:43.710	+6.321	11:06:51.015
6	1:47.161	+9.772	11:08:38.176
7	1:45.260	+7.871	11:10:23.436
8	1:46.246	+8.857	11:12:09.682
9	1:48.811	+11.422	11:13:58.493
10	1:50.704	+13.315	11:15:49.197
11	1:48.918	+11.529	11:17:38.115
12	1:49.123	+11.734	11:19:27.238
13	1:47.877	+10.488	11:21:15.115
14	1:44.442	+7.053	11:22:59.557

Lap	Lap Tm	Diff	Time of Day
(54) Gallardo, David			
1	1:45.389	+2.217	11:00:22.736
2	1:44.155	+0.983	11:02:06.891
3	1:43.186	+0.014	11:03:50.077
4	1:43.172		11:05:33.249
5	1:44.050	+0.878	11:07:17.299
6	1:45.315	+2.143	11:09:02.614
7	1:46.118	+2.946	11:10:48.732
8	1:43.759	+0.587	11:12:32.491
9	1:45.024	+1.852	11:14:17.515
10	1:46.080	+2.908	11:16:03.595
11	1:46.002	+2.830	11:17:49.597
12	1:46.449	+3.277	11:19:36.046
13	1:44.188	+1.016	11:21:20.234
14	1:44.968	+1.796	11:23:05.202

Lap	Lap Tm	Diff	Time of Day
(105) Arumi Terradelles, Dalmau			
1	1:42.753		11:00:20.932
2	1:43.373	+0.620	11:02:04.305
3	1:44.162	+1.409	11:03:48.467
4	1:45.372	+2.619	11:05:33.839
5	1:45.301	+2.548	11:07:19.140
6	1:45.551	+2.798	11:09:04.691
7	1:46.272	+3.519	11:10:50.963
8	1:44.678	+1.925	11:12:35.641
9	1:47.493	+4.740	11:14:23.134
10	1:45.579	+2.826	11:16:08.713
11	1:45.359	+2.606	11:17:54.072
12	1:45.048	+2.295	11:19:39.120
13	1:44.074	+1.321	11:21:23.194
14	1:45.313	+2.560	11:23:08.507

Lap	Lap Tm	Diff	Time of Day
(7) Ramos Muntal, Adam			
1	1:46.357	+2.773	11:00:26.530
2	1:43.584		11:02:10.114
3	1:44.553	+0.969	11:03:54.667
4	1:46.126	+2.542	11:05:40.793
5	1:45.134	+1.550	11:07:25.927
6	1:48.160	+4.576	11:09:14.087
7	1:46.635	+3.051	11:11:00.722
8	1:46.944	+3.360	11:12:47.666
9	1:47.296	+3.712	11:14:34.962
10	1:46.376	+2.792	11:16:21.338
11	1:47.145	+3.561	11:18:08.483
12	1:48.440	+4.856	11:19:56.923
13	1:46.733	+3.149	11:21:43.656

Lap	Lap Tm	Diff	Time of Day
(16) Josa Angles, Jan			
1	1:47.530	+2.890	11:00:30.178

Lap	Lap Tm	Diff	Time of Day
2	1:47.212	+2.572	11:02:17.390
3	1:50.306	+5.666	11:04:07.696
4	1:47.145	+2.505	11:05:54.841
5	1:47.531	+2.891	11:07:42.372
6	1:49.201	+4.561	11:09:31.573
7	1:47.882	+3.242	11:11:19.455
8	1:48.842	+4.202	11:13:08.297
9	1:47.221	+2.581	11:14:55.518
10	1:47.017	+2.377	11:16:42.535
11	1:47.014	+2.374	11:18:29.549
12	1:47.000	+2.360	11:20:16.549
13	1:44.640		11:22:01.189

Lap	Lap Tm	Diff	Time of Day
(58) Plaixens Jubelo, Salvador			
1	1:47.537	+2.138	11:00:27.079
2	1:45.399		11:02:12.478
3	1:47.526	+2.127	11:04:00.004
4	1:46.642	+1.243	11:05:46.646
5	1:46.771	+1.372	11:07:33.417
6	1:49.110	+3.711	11:09:22.527
7	1:50.038	+4.639	11:11:12.565
8	1:49.190	+3.791	11:13:01.755
9	1:50.804	+5.405	11:14:52.559
10	1:49.487	+4.088	11:16:42.046
11	1:48.213	+2.814	11:18:30.259
12	1:45.951	+0.552	11:20:16.210
13	1:45.863	+0.464	11:22:02.073

Lap	Lap Tm	Diff	Time of Day
(56) Sola Cortes, Pep			
1	1:47.545		11:00:29.109
2	1:49.289	+1.744	11:02:18.398
3	1:48.505	+0.960	11:04:06.903
4	1:49.017	+1.472	11:05:55.920
5	1:48.247	+0.702	11:07:44.167
6	1:49.808	+2.263	11:09:33.975
7	1:48.604	+1.059	11:11:22.579
8	1:48.281	+0.736	11:13:10.860
9	1:48.852	+1.307	11:14:59.712
10	1:48.557	+1.012	11:16:48.269
11	1:49.897	+2.352	11:18:38.166
12	1:50.977	+3.432	11:20:29.143
13	1:50.597	+3.052	11:22:19.740

Lap	Lap Tm	Diff	Time of Day
(64) Puig Alvarez, Xavier			
1	1:49.680	+2.210	11:00:33.518
2	1:48.334	+0.864	11:02:21.852
3	1:48.567	+1.097	11:04:10.419
4	1:48.801	+1.331	11:05:59.220
5	1:49.751	+2.281	11:07:48.971
6	1:51.103	+3.633	11:09:40.074
7	1:50.330	+2.860	11:11:30.404
8	1:50.784	+3.314	11:13:21.188
9	1:47.470		11:15:08.658
10	1:54.826	+7.356	11:17:03.484
11	1:52.475	+5.005	11:18:55.959
12	1:53.121	+5.651	11:20:49.080
13	1:50.746	+3.276	11:22:39.826

Lap	Lap Tm	Diff	Time of Day
(125) Batalle Movellan, Marcel			
1	1:53.006	+0.690	11:00:45.828
2	1:53.080	+0.764	11:02:38.908
3	2:05.055	+12.739	11:04:43.963
4	1:55.333	+3.017	11:06:39.296
5	1:54.217	+1.901	11:08:33.513
6	1:54.989	+2.673	11:10:28.502
7	1:52.316		11:12:20.818

Motocros - MX Vidreres

MX85

Circuit de Vi 2,000 km

Carrera 1

25/11/2018 10:23

Cursa (20:00 i 2 Voltes) started at 10:56:52

Lap	Lap Tm	Diff	Time of Day
8	1:53.936	+1.620	11:14:14.754
9	1:55.119	+2.803	11:16:09.873
10	1:53.072	+0.756	11:18:02.945
11	1:54.760	+2.444	11:19:57.705
12	1:54.029	+1.713	11:21:51.734

(4) Alexis Rosseli

1	2:39.965	+46.837	11:01:53.164
2	1:53.374	+0.246	11:03:46.538
3	1:53.128		11:05:39.666
4	1:54.767	+1.639	11:07:34.433
5	1:55.531	+2.403	11:09:29.964
6	1:55.599	+2.471	11:11:25.563
7	1:54.483	+1.355	11:13:20.046
8	1:57.423	+4.295	11:15:17.469
9	1:53.566	+0.438	11:17:11.035
10	1:59.324	+6.196	11:19:10.359
11	1:55.526	+2.398	11:21:05.885
12	1:56.456	+3.328	11:23:02.341

(194) Llop Heredia, Arnau

1	2:00.168		11:00:51.882
2	2:01.222	+1.054	11:02:53.104
3	2:02.255	+2.087	11:04:55.359
4	2:00.665	+0.497	11:06:56.024
5	2:04.061	+3.893	11:09:00.085
6	2:04.594	+4.426	11:11:04.679
7	2:05.116	+4.948	11:13:09.795
8	2:02.469	+2.301	11:15:12.264
9	2:05.588	+5.420	11:17:17.852
10	2:04.623	+4.455	11:19:22.475
11	2:06.160	+5.992	11:21:28.635
12	2:05.310	+5.142	11:23:33.945

(26) Josep Pala

1	2:00.532		11:00:56.101
2	2:01.617	+1.085	11:02:57.718
3	2:03.511	+2.979	11:05:01.229
4	2:04.271	+3.739	11:07:05.500
5	2:06.277	+5.745	11:09:11.777
6	2:03.326	+2.794	11:11:15.103
7	2:09.648	+9.116	11:13:24.751
8	2:03.455	+2.923	11:15:28.206
9	2:03.972	+3.440	11:17:32.178
10	5:36.020	+3:35.488	11:23:08.198

(14) Molas Roca, Aniol

1	1:39.595	+0.057	11:00:13.173
2	1:40.173	+0.635	11:01:53.346
3	1:39.538		11:03:32.884
4	1:40.563	+1.025	11:05:13.447
5	1:39.588	+0.050	11:06:53.035
6	2:30.856	+51.318	11:09:23.891

(71) Pablo Aranda, Marc

1	1:37.823		11:00:06.102
2	1:52.244	+14.421	11:01:58.346

(11) Frank Icart

1	1:57.968		11:00:52.459
---	----------	--	--------------

Lap	Lap Tm	Diff	Time of Day
-----	--------	------	-------------

Lap	Lap Tm	Diff	Time of Day
-----	--------	------	-------------

Motocros - MX Vidreres

classificat per voltes

MX85

Circuit de Vi 2,000 km

Carrera 2

25/11/2018 12:28

Cursa (20:00 i 2 Voltes) started at 13:03:18

Pos.	Núm.	Pilot	Voltes	Total Ts	Dif	Millor Tm	Categoria	Punts
1	310	Puig Cumi, Victor	14	23:14.492		1:31.560	85cc	25
2	33	Aguiló Azorin, Unai	14	24:06.873	52.381	1:34.784	85cc	20
3	71	Pablo Aranda, Marc	14	24:26.230	1:11.738	1:36.533	85cc	16
4	25	Gili Merlin, Guillem	13	23:44.260	1 Volta	1:39.951	85cc	13
5	22	Galera Oliva, Jordi	13	23:48.987	1 Volta	1:40.688	85cc	11
6	14	Molas Roca, Aniol	13	23:53.728	1 Volta	1:41.525	85cc	10
7	45	Santamaria Mineo, Nahuel	13	23:54.242	1 Volta	1:40.144	85cc	9
8	7	Ramos Muntal, Adam	13	24:35.658	1 Volta	1:44.348	85cc	8
9	105	Arumi Terradelles, Dalmau	13	24:47.012	1 Volta	1:45.283	85cc	7
10	58	Plaixens Jubelo, Salvador	12	23:34.165	2 Voltes	1:47.403	85cc	6
11	56	Sola Cortes, Pep	12	23:43.000	2 Voltes	1:48.133	85cc	5
12	16	Josa Angles, Jan	12	23:59.875	2 Voltes	1:47.744	85cc	4
13	54	Gallardo, David	12	24:04.364	2 Voltes	1:44.014	85cc	3
14	4	Alexis Rosseli	12	25:02.409	2 Voltes	1:52.151	85cc	2
15	125	Batalle Movellan, Marcel	12	25:04.344	2 Voltes	1:53.330	85cc	1
16	194	Llop Heredia, Arnau	11	24:33.444	3 Voltes	1:56.928	85cc	1
17	26	Josep Pala	10	24:38.231	4 Voltes	2:11.375	85cc	1

No classificat

NT	64	Puig Alvarez, Xavier	2	5:25.251	NT	1:48.025	85cc	0
----	----	----------------------	---	----------	----	----------	------	---

Marge de victòria	Velocitat mitja	Millor temps de volta	Millor vel.	Millor volta per
52.381	72,284	1:31.560	78,637	310 - Puig Cumi, Victor

Cap de cronometratge / Director de Cursa / President del Jurat

Orbits

Motocros - MX Vidreres

Volta a volta

MX85

Circuit de Vi 2,000 km

Carrera 2

25/11/2018 12:28

Cursa (20:00 i 2 Voltes) started at 13:03:18

Competidors	Voltes														
	0	1	2	3	4	5	6	7	8	9	10	11	12	13	14
Puig Cumi, Victor (310)	1	310	310	310	310	310	310	310	310	310	310	310	310	310	310
Aguiló Azorin, Unai (33)	2	33	33	33	33	33	33	33	33	33	33	33	33	33	33
Pablo Aranda, Marc (71)	3	71	71	71	71	71	71	71	71	71	71	71	71	71	71
Gili Merlin, Guillem (25)	4	25	25	25	25	25	25	25	25	25	25	25	25	25	25
Galera Oliva, Jordi (22)	5	22	22	22	22	22	22	22	22	22	22	22	22	22	22
Santamaria Mineo, Nahuel (45)	6	45	45	45	14	14	14	14	14	14	14	14	14	14	14
Molas Roca, Aniol (14)	7	14	14	14	45	45	45	45	45	45	45	45	45	45	45
Arumi Terradelles, Dalmau (105)	8	105	105	105	105	105	105	7	7	7	7	7	7	7	7
Ramos Muntal, Adam (7)	9	7	7	7	7	7	7	105	105	105	105	105	105	105	105
Plaixens Jubelo, Salvador (58)	10	58	58	58	58	58	58	58	58	58	58	58	58	58	58
Josa Angles, Jan (16)	11	16	56	56	56	56	56	16	16	56	56	56	56	56	56
Sola Cortes, Pep (56)	12	56	64	64	16	16	16	56	56	16	16	54	54	16	16
Puig Alvarez, Xavier (64)	13	64	16	16	125	4	54	54	54	54	54	16	16	54	54
Alexis Rosseli (4)	14	4	4	4	4	54	4	4	4	4	4	4	4	4	4
Llop Heredia, Arnau (194)	15	194	194	125	194	125	125	125	125	125	125	125	125	125	125
Batalle Movellan, Marcel (125)	16	125	125	194	54	194	194	194	194	194	194	194	194	194	194
Josep Pala (26)	17	26	26	54	26	26	26	26	26	26	26	26	26	26	26
Gallardo, David (54)	18	54	54	26											

Motocros - MX Vidreres

MX85

Circuit de Vi 2,000 km

Carrera 2

25/11/2018 12:28

Cursa (20:00 i 2 Voltes) started at 13:03:18

Lap	Lap Tm	Diff	Time of Day
(310) Puig Cumi, Victor			
1	1:32.878	+1.318	13:06:18.684
2	1:31.560		13:07:50.244
3	1:32.327	+0.767	13:09:22.571
4	1:34.793	+3.233	13:10:57.364
5	1:32.402	+0.842	13:12:29.766
6	1:32.844	+1.284	13:14:02.610
7	1:33.192	+1.632	13:15:35.802
8	1:34.086	+2.526	13:17:09.888
9	1:32.690	+1.130	13:18:42.578
10	1:31.585	+0.025	13:20:14.163
11	1:32.795	+1.235	13:21:46.958
12	1:34.213	+2.653	13:23:21.171
13	1:33.795	+2.235	13:24:54.966
14	1:38.227	+6.667	13:26:33.193

Lap	Lap Tm	Diff	Time of Day
(33) Aguiló Azorin, Unai			
1	1:35.824	+1.040	13:06:23.718
2	1:34.784		13:07:58.502
3	1:35.735	+0.951	13:09:34.237
4	1:35.630	+0.846	13:11:09.867
5	1:35.988	+1.204	13:12:45.855
6	1:36.816	+2.032	13:14:22.671
7	1:36.364	+1.580	13:15:59.035
8	1:37.934	+3.150	13:17:36.969
9	1:37.093	+2.309	13:19:14.062
10	1:37.966	+3.182	13:20:52.028
11	1:37.289	+2.505	13:22:29.317
12	1:36.637	+1.853	13:24:05.954
13	1:38.177	+3.393	13:25:44.131
14	1:41.443	+6.659	13:27:25.574

Lap	Lap Tm	Diff	Time of Day
(71) Pablo Aranda, Marc			
1	1:37.387	+0.854	13:06:27.920
2	1:36.533		13:08:04.453
3	1:36.613	+0.080	13:09:41.066
4	1:37.658	+1.125	13:11:18.724
5	1:38.993	+2.460	13:12:57.717
6	1:36.771	+0.238	13:14:34.488
7	1:38.350	+1.817	13:16:12.838
8	1:38.453	+1.920	13:17:51.291
9	1:38.349	+1.816	13:19:29.640
10	1:38.599	+2.066	13:21:08.239
11	1:39.396	+2.863	13:22:47.635
12	1:39.734	+3.201	13:24:27.369
13	1:37.547	+1.014	13:26:04.916
14	1:40.015	+3.482	13:27:44.931

Lap	Lap Tm	Diff	Time of Day
(25) Gili Merlin, Guillem			
1	1:39.951		13:06:32.493
2	1:40.824	+0.873	13:08:13.317
3	1:42.014	+2.063	13:09:55.331
4	1:43.806	+3.855	13:11:39.137
5	1:41.590	+1.639	13:13:20.727
6	1:42.140	+2.189	13:15:02.867
7	1:42.503	+2.552	13:16:45.370
8	1:44.476	+4.525	13:18:29.846
9	1:42.819	+2.868	13:20:12.665
10	1:43.308	+3.357	13:21:55.973
11	1:41.100	+1.149	13:23:37.073
12	1:42.764	+2.813	13:25:19.837
13	1:43.124	+3.173	13:27:02.961

Lap	Lap Tm	Diff	Time of Day
(22) Galera Oliva, Jordi			
1	1:40.688		13:06:34.436

Lap	Lap Tm	Diff	Time of Day
2	1:41.477	+0.789	13:08:15.913
3	1:42.437	+1.749	13:09:58.350
4	1:41.785	+1.097	13:11:40.135
5	1:41.879	+1.191	13:13:22.014
6	1:42.135	+1.447	13:15:04.149
7	1:44.288	+3.600	13:16:48.437
8	1:43.605	+2.917	13:18:32.042
9	1:43.314	+2.626	13:20:15.356
10	1:42.827	+2.139	13:21:58.183
11	1:43.886	+3.198	13:23:42.069
12	1:42.139	+1.451	13:25:24.208
13	1:43.480	+2.792	13:27:07.688

Lap	Lap Tm	Diff	Time of Day
(14) Molas Roca, Aniol			
1	1:43.142	+1.617	13:06:41.149
2	1:42.703	+1.178	13:08:23.852
3	1:41.923	+0.398	13:10:05.775
4	1:43.750	+2.225	13:11:49.525
5	1:43.835	+2.310	13:13:33.360
6	1:42.161	+0.636	13:15:15.521
7	1:41.973	+0.448	13:16:57.494
8	1:42.541	+1.016	13:18:40.035
9	1:43.642	+2.117	13:20:23.677
10	1:41.665	+0.140	13:22:05.342
11	1:41.525		13:23:46.867
12	1:42.822	+1.297	13:25:29.689
13	1:42.740	+1.215	13:27:12.429

Lap	Lap Tm	Diff	Time of Day
(45) Santamaria Mineo, Nahuel			
1	1:42.934	+2.790	13:06:38.591
2	1:41.909	+1.765	13:08:20.500
3	1:56.983	+16.839	13:10:17.483
4	1:40.732	+0.588	13:11:58.215
5	1:40.144		13:13:38.359
6	1:40.919	+0.775	13:15:19.278
7	1:41.397	+1.253	13:17:00.675
8	1:42.342	+2.198	13:18:43.017
9	1:42.061	+1.917	13:20:25.078
10	1:41.356	+1.212	13:22:06.434
11	1:42.952	+2.808	13:23:49.386
12	1:42.613	+2.469	13:25:31.999
13	1:40.944	+0.800	13:27:12.943

Lap	Lap Tm	Diff	Time of Day
(7) Ramos Muntal, Adam			
1	1:46.934	+2.586	13:06:48.276
2	1:45.461	+1.113	13:08:33.737
3	1:46.246	+1.898	13:10:19.983
4	1:44.853	+0.505	13:12:04.836
5	1:44.990	+0.642	13:13:49.826
6	1:44.392	+0.044	13:15:34.218
7	1:44.361	+0.013	13:17:18.579
8	1:44.348		13:19:02.927
9	1:45.549	+1.201	13:20:48.476
10	1:46.165	+1.817	13:22:34.641
11	1:46.043	+1.695	13:24:20.684
12	1:45.673	+1.325	13:26:06.357
13	1:48.002	+3.654	13:27:54.359

Lap	Lap Tm	Diff	Time of Day
(105) Arumi Terradellas, Dalmau			
1	1:47.031	+1.748	13:06:46.606
2	1:45.898	+0.615	13:08:32.504
3	1:45.895	+0.612	13:10:18.399
4	1:45.515	+0.232	13:12:03.914
5	1:45.283		13:13:49.197
6	1:46.130	+0.847	13:15:35.327
7	1:45.393	+0.110	13:17:20.720

Lap	Lap Tm	Diff	Time of Day
8	1:45.992	+0.709	13:19:06.712
9	1:46.706	+1.423	13:20:53.418
10	1:47.602	+2.319	13:22:41.020
11	1:48.303	+3.020	13:24:29.323
12	1:48.231	+2.948	13:26:17.554
13	1:48.159	+2.876	13:28:05.713

Lap	Lap Tm	Diff	Time of Day
(58) Plaixens Jubelo, Salvador			
1	1:48.538	+1.135	13:06:51.922
2	1:48.525	+1.122	13:08:40.447
3	1:49.480	+2.077	13:10:29.927
4	1:47.403		13:12:17.330
5	1:48.293	+0.890	13:14:05.623
6	1:48.182	+0.779	13:15:53.805
7	1:49.657	+2.254	13:17:43.462
8	1:49.407	+2.004	13:19:32.869
9	1:50.746	+3.343	13:21:23.615
10	1:49.639	+2.236	13:23:13.254
11	1:49.848	+2.445	13:25:03.102
12	1:49.764	+2.361	13:26:52.866

Lap	Lap Tm	Diff	Time of Day
(56) Sola Cortes, Pep			
1	1:49.024	+0.891	13:06:54.679
2	1:48.716	+0.583	13:08:43.395
3	1:48.407	+0.274	13:10:31.802
4	1:48.133		13:12:19.935
5	1:50.237	+2.104	13:14:10.172
6	1:50.767	+2.634	13:16:00.939
7	1:51.472	+3.339	13:17:52.411
8	1:50.114	+1.981	13:19:42.525
9	1:49.325	+1.192	13:21:31.850
10	1:51.111	+2.978	13:23:22.961
11	1:49.880	+1.747	13:25:12.841
12	1:48.860	+0.727	13:27:01.701

Lap	Lap Tm	Diff	Time of Day
(16) Josa Angles, Jan			
1	1:51.807	+4.063	13:06:56.768
2	1:48.554	+0.810	13:08:45.322
3	1:47.791	+0.047	13:10:33.113
4	1:47.744		13:12:20.857
5	1:49.919	+2.175	13:14:10.776
6	1:47.962	+0.218	13:15:58.738
7	1:47.921	+0.177	13:17:46.659
8	2:05.386	+17.642	13:19:52.045
9	1:50.421	+2.677	13:21:42.466
10	1:52.321	+4.577	13:23:34.787
11	1:52.202	+4.458	13:25:26.989
12	1:51.587	+3.843	13:27:18.576

Lap	Lap Tm	Diff	Time of Day
(54) Gallardo, David			
1	1:44.384	+0.370	13:07:41.312
2	1:45.560	+1.546	13:09:26.872
3	1:45.003	+0.989	13:11:11.875
4	1:44.060	+0.046	13:12:55.935
5	1:44.556	+0.542	13:14:40.491
6	1:49.217	+5.203	13:16:29.708
7	1:45.142	+1.128	13:18:14.850
8	1:46.579	+2.565	13:20:01.429

Motocros - MX Vidreres

MX85

Circuit de Vi 2,000 km

Carrera 2

25/11/2018 12:28

Cursa (20:00 i 2 Voltes) started at 13:03:18

Lap	Lap Tm	Diff	Time of Day
3	2:03.918	+11.767	13:11:02.653
4	1:52.151		13:12:54.804
5	1:54.813	+2.662	13:14:49.617
6	1:58.056	+5.905	13:16:47.673
7	1:58.433	+6.282	13:18:46.106
8	1:54.116	+1.965	13:20:40.222
9	1:55.915	+3.764	13:22:36.137
10	1:58.336	+6.185	13:24:34.473
11	1:52.768	+0.617	13:26:27.241
12	1:53.869	+1.718	13:28:21.110

(125) Batalle Movellan, Marcel

1	1:57.821	+4.491	13:07:11.555
2	1:54.917	+1.587	13:09:06.472
3	1:54.563	+1.233	13:11:01.035
4	1:56.299	+2.969	13:12:57.334
5	1:56.495	+3.165	13:14:53.829
6	1:56.904	+3.574	13:16:50.733
7	1:56.544	+3.214	13:18:47.277
8	1:55.882	+2.552	13:20:43.159
9	1:55.834	+2.504	13:22:38.993
10	1:56.291	+2.961	13:24:35.284
11	1:54.431	+1.101	13:26:29.715
12	1:53.330		13:28:23.045

(194) Llop Heredia, Arnau

1	1:57.654	+0.726	13:07:10.869
2	1:56.928		13:09:07.797
3	2:01.433	+4.505	13:11:09.230
4	2:04.832	+7.904	13:13:14.062
5	2:04.986	+8.058	13:15:19.048
6	2:03.601	+6.673	13:17:22.649
7	2:05.939	+9.011	13:19:28.588
8	2:05.135	+8.207	13:21:33.723
9	2:10.309	+13.381	13:23:44.032
10	2:04.416	+7.488	13:25:48.448
11	2:03.697	+6.769	13:27:52.145

(26) Josep Pala

1	2:14.113	+2.738	13:07:37.775
2	2:22.182	+10.807	13:09:59.957
3	2:16.371	+4.996	13:12:16.328
4	2:14.733	+3.358	13:14:31.061
5	2:14.400	+3.025	13:16:45.461
6	2:16.978	+5.603	13:19:02.439
7	2:13.817	+2.442	13:21:16.256
8	2:11.810	+0.435	13:23:28.066
9	2:17.491	+6.116	13:25:45.557
10	2:11.375		13:27:56.932

(64) Puig Alvarez, Xavier

1	1:50.050	+2.025	13:06:55.927
2	1:48.025		13:08:43.952

Lap	Lap Tm	Diff	Time of Day
-----	--------	------	-------------

Lap	Lap Tm	Diff	Time of Day
-----	--------	------	-------------

Motocros - MX Vidreres

Ordenat per la volta més ràpida

MX85

Circuit de Vi 2,000 km

Entrenaments Qualificatius

25/11/2018 09:00

Classificació (20:00 Temps) started at 9:28:36

Pos.	Núm.	Nom	Millor Tm	Dif	En volta	2° Millor classe
1	310	Puig Cumi, Victor	1:30.929		10	1:31.855 85cc
2	33	Aguiló Azorin, Unai	1:34.232	3.303	5	1:35.404 85cc
3	71	Pablo Aranda, Marc	1:36.865	5.936	6	1:37.060 85cc
4	45	Santamaria Mineo, Nahuel	1:40.307	9.378	5	1:43.489 85cc
5	14	Molas Roca, Aniol	1:41.351	10.422	11	1:44.022 85cc
6	22	Galera Oliva, Jordi	1:41.914	10.985	4	1:42.380 85cc
7	25	Gili Merlin, Guillem	1:42.674	11.745	2	1:42.775 85cc
8	105	Arumi Terradelles, Dalmau	1:44.928	13.999	9	1:45.193 85cc
9	54	Gallardo, David	1:44.964	14.035	10	1:46.456 85cc
10	58	Plaixens Jubelo, Salvador	1:49.973	19.044	9	1:50.582 85cc
11	64	Puig Alvarez, Xavier	1:52.219	21.290	6	1:53.050 85cc
12	16	Josa Angles, Jan	1:52.440	21.511	5	1:53.110 85cc
13	4	Alexis Rosseli	1:53.518	22.589	6	1:54.630 85cc
14	56	Sola Cortes, Pep	1:53.900	22.971	4	1:54.126 85cc
15	7	Ramos Muntal, Adam	1:56.789	25.860	7	1:57.854 85cc
16	125	Batalle Movellan, Marcel	1:59.631	28.702	8	2:00.180 85cc
17	11	Frank Icart	2:01.783	30.854	4	2:03.977 85cc
18	26	Josep Pala	2:08.182	37.253	7	2:08.733 85cc
19	194	Llop Heredia, Arnau	2:08.845	37.916	9	2:09.704 85cc
20	75	Coll Blanco, Pol			0	85cc

Motocros - MX Vidreres

MX85

Circuit de Vi 2,000 km

Entrenaments Qualificatiu

25/11/2018 09:00

Classificació (20:00 Temps) started at 9:28:36

Lap	Lap Tm	Diff	Time of Day
(310) Puig Cumi, Victor			
1	1:34.547	+3.618	9:31:33.105
2	1:38.619	+7.690	9:33:11.724
3	1:55.544	+24.615	9:35:07.268
4	1:33.118	+2.189	9:36:40.386
5	1:31.855	+0.926	9:38:12.241
6	2:09.043	+38.114	9:40:21.284
7	1:31.887	+0.958	9:41:53.171
8	1:34.367	+3.438	9:43:27.538
9	1:34.766	+3.837	9:45:02.304
10	1:30.929		9:46:33.233
11	1:32.054	+1.125	9:48:05.287
12	1:33.377	+2.448	9:49:38.664

Lap	Lap Tm	Diff	Time of Day
(33) Aguiló Azorin, Unai			
1	1:36.656	+2.424	9:31:26.224
2	1:48.569	+14.337	9:33:14.793
3	1:35.404	+1.172	9:34:50.197
4	1:44.224	+9.992	9:36:34.421
5	1:34.232		9:38:08.653
6	1:53.319	+19.087	9:40:01.972
7	2:24.658	+50.426	9:42:26.630
8	1:41.763	+7.531	9:44:08.393
9	1:35.767	+1.535	9:45:44.160
10	2:42.007	+1:07.775	9:48:26.167
11	2:48.805	+1:14.573	9:51:14.972

Lap	Lap Tm	Diff	Time of Day
(71) Pablo Aranda, Marc			
1	1:42.717	+5.852	9:31:49.554
2	1:41.490	+4.625	9:33:31.044
3	1:40.283	+3.418	9:35:11.327
4	1:38.315	+1.450	9:36:49.642
5	1:39.776	+2.911	9:38:29.418
6	1:36.865		9:40:06.283
7	1:37.845	+0.980	9:41:44.128
8	1:37.242	+0.377	9:43:21.370
9	1:37.070	+0.205	9:44:58.440
10	1:37.060	+0.195	9:46:35.500
11	3:22.626	+1:45.761	9:49:58.126

Lap	Lap Tm	Diff	Time of Day
(45) Santamaria Mineo, Nahuel			
1	1:49.944	+9.637	9:32:02.922
2	1:45.108	+4.801	9:33:48.030
3	1:44.030	+3.723	9:35:32.060
4	2:57.017	+1:16.710	9:38:29.077
5	1:40.307		9:40:09.384
6	1:49.059	+8.752	9:41:58.443
7	3:09.921	+1:29.614	9:45:08.364
8	1:43.489	+3.182	9:46:51.853
9	2:32.154	+51.847	9:49:24.007

Lap	Lap Tm	Diff	Time of Day
(14) Molas Roca, Aniol			
1	1:49.218	+7.867	9:32:01.559
2	1:45.502	+4.151	9:33:47.061
3	1:46.416	+5.065	9:35:33.477
4	1:46.668	+5.317	9:37:20.145
5	1:44.030	+2.679	9:39:04.175
6	1:51.200	+9.849	9:40:55.375
7	1:44.022	+2.671	9:42:39.397
8	1:45.005	+3.654	9:44:24.402
9	1:54.847	+13.496	9:46:19.249
10	1:44.319	+2.968	9:48:03.568
11	1:41.351		9:49:44.919

(22) Galera Oliva, Jordi			
---------------------------------	--	--	--

Lap	Lap Tm	Diff	Time of Day
1	1:50.563	+8.649	9:32:06.132
2	1:45.574	+3.660	9:33:51.706
3	2:28.836	+46.922	9:36:20.542
4	1:41.914		9:38:02.456
5	1:43.428	+1.514	9:39:45.884
6	1:45.617	+3.703	9:41:31.501
7	3:49.084	+2:07.170	9:45:20.585
8	1:42.380	+0.466	9:47:02.965
9	1:45.607	+3.693	9:48:48.572

Lap	Lap Tm	Diff	Time of Day
(25) Gili Merlin, Guillem			
1	1:49.643	+6.969	9:31:52.546
2	1:42.674		9:33:35.220
3	1:43.546	+0.872	9:35:18.766
4	1:57.733	+15.059	9:37:16.499
5	1:42.871	+0.197	9:38:59.370
6	6:04.443	+4:21.769	9:45:03.813
7	1:55.535	+12.861	9:46:59.348
8	1:42.775	+0.101	9:48:42.123

Lap	Lap Tm	Diff	Time of Day
(105) Arumi Terradelles, Dalmau			
1	1:52.317	+7.389	9:32:26.444
2	1:50.147	+5.219	9:34:16.591
3	2:07.387	+22.459	9:36:23.978
4	2:48.496	+1:03.568	9:39:12.474
5	1:46.155	+1.227	9:40:58.629
6	1:46.466	+1.538	9:42:45.095
7	1:47.551	+2.623	9:44:32.646
8	1:45.193	+0.265	9:46:17.839
9	1:44.928		9:48:02.767
10	1:47.968	+3.040	9:49:50.735

Lap	Lap Tm	Diff	Time of Day
(54) Gallardo, David			
1	2:33.480	+48.516	9:33:30.067
2	1:50.709	+5.745	9:35:20.776
3	1:48.205	+3.241	9:37:08.981
4	1:46.456	+1.492	9:38:55.437
5	1:47.837	+2.873	9:40:43.274
6	1:53.704	+8.740	9:42:36.978
7	1:47.049	+2.085	9:44:24.027
8	2:08.230	+23.266	9:46:32.257
9	1:46.883	+1.919	9:48:19.140
10	1:44.964		9:50:04.104

Lap	Lap Tm	Diff	Time of Day
(58) Plaixens Jubelo, Salvador			
1	1:54.996	+5.023	9:32:53.435
2	1:53.948	+3.975	9:34:47.383
3	1:56.726	+6.753	9:36:44.109
4	1:53.325	+3.352	9:38:37.434
5	2:58.968	+1:08.995	9:41:36.402
6	1:51.524	+1.551	9:43:27.926
7	1:50.582	+0.609	9:45:18.508
8	1:52.140	+2.167	9:47:10.648
9	1:49.973		9:49:00.621

Lap	Lap Tm	Diff	Time of Day
(64) Puig Alvarez, Xavier			
1	1:57.416	+5.197	9:32:41.070
2	1:54.020	+1.801	9:34:35.090
3	1:55.307	+3.088	9:36:30.397
4	1:54.683	+2.464	9:38:25.080
5	1:54.706	+2.487	9:40:19.786
6	1:52.219		9:42:12.005
7	1:54.436	+2.217	9:44:06.441
8	1:53.254	+1.035	9:45:59.695
9	1:53.050	+0.831	9:47:52.745
10	2:01.858	+9.639	9:49:54.603

Lap	Lap Tm	Diff	Time of Day
(16) Josa Angles, Jan			
1	1:57.814	+5.374	9:32:59.642
2	1:56.561	+4.121	9:34:56.203
3	1:54.258	+1.818	9:36:50.461
4	1:53.110	+0.670	9:38:43.571
5	1:52.440		9:40:36.011
6	1:57.783	+5.343	9:42:33.794
7	4:57.780	+3:05.340	9:47:31.574
8	1:53.782	+1.342	9:49:25.356

Lap	Lap Tm	Diff	Time of Day
(4) Alexis Rosseli			
1	2:02.962	+9.444	9:33:15.376
2	2:10.928	+17.410	9:35:26.304
3	1:59.368	+5.850	9:37:25.672
4	1:54.630	+1.112	9:39:20.302
5	2:00.989	+7.471	9:41:21.291
6	1:53.518		9:43:14.809
7	2:12.424	+18.906	9:45:27.233
8	1:59.305	+5.787	9:47:26.538
9	1:54.906	+1.388	9:49:21.444

Lap	Lap Tm	Diff	Time of Day
(56) Sola Cortes, Pep			
1	1:58.496	+4.596	9:32:58.402
2	1:55.506	+1.606	9:34:53.908
3	1:54.363	+0.463	9:36:48.271
4	1:53.900		9:38:42.171
5	1:55.116	+1.216	9:40:37.287
6	1:54.126	+0.226	9:42:31.413
7	1:54.747	+0.847	9:44:26.160
8	1:57.722	+3.822	9:46:23.882
9	1:54.727	+0.827	9:48:18.609
10	1:55.752	+1.852	9:50:14.361

Lap	Lap Tm	Diff	Time of Day
(7) Ramos Muntal, Adam			
1	2:04.887	+8.098	9:32:47.300
2	1:59.267	+2.478	9:34:46.567
3	1:59.845	+3.056	9:36:46.412
4	1:58.228	+1.439	9:38:44.640
5	1:57.854	+1.065	9:40:42.494
6	1:58.982	+2.193	9:42:41.476
7	1:56.789		9:44:38.265
8	2:29.693	+32.904	9:47:07.958
9	1:59.772	+2.983	9:49:07.730

Lap	Lap Tm	Diff	Time of Day
(125) Batalle Movellan, Marcel			
1	2:08.442	+8.811	9:33:17.803
2	2:04.697	+5.066	9:35:22.500
3	2:00.875	+1.244	9:37:23.375
4	2:05.777	+6.146	9:39:29.152
5	2:00.587	+0.956	9:41:29.739
6	2:02.295	+2.664	9:43:32.034
7	2:02.078	+2.447	9:45:34.112
8	1:59.631		9:47:33.743
9	2:00.180	+0.549	9:49:33.923

Lap	Lap Tm	Diff	Time of Day
(11) Frank Icart			
1	2:08.352	+6.569	9:40:49.527
2	2:06.917	+5.134	9:42:56.444
3	2:03.977	+2.194	9:45:00.421
4	2:01.783		9:47:02.204
5	2:17.439	+15.656	9:49:19.643

Lap	Lap Tm	Diff	Time of Day
(26) Josep Pala			
1	2:18.800	+10.618	9:33:33.764
2	2:09.258	+1.076	9:35:43.022

Motocros - MX Vidreres

MX85

Circuit de Vi 2,000 km

Entrenaments Qualificatius

25/11/2018 09:00

Classificació (20:00 Temps) started at 9:28:36

Lap	Lap Tm	Diff	Time of Day
3	2:14.008	+5.826	9:37:57.030
4	2:17.972	+9.790	9:40:15.002
5	2:09.199	+1.017	9:42:24.201
6	2:09.661	+1.479	9:44:33.862
7	2:08.182		9:46:42.044
8	2:08.733	+0.551	9:48:50.777

(194) Llop Heredia, Arnau

1	2:16.905	+8.060	9:33:04.279
2	2:16.518	+7.673	9:35:20.797
3	2:15.118	+6.273	9:37:35.915
4	2:10.787	+1.942	9:39:46.702
5	2:15.569	+6.724	9:42:02.271
6	2:09.704	+0.859	9:44:11.975
7	2:11.753	+2.908	9:46:23.728
8	2:09.833	+0.988	9:48:33.561
9	2:08.845		9:50:42.406

Lap	Lap Tm	Diff	Time of Day
-----	--------	------	-------------

Lap	Lap Tm	Diff	Time of Day
-----	--------	------	-------------